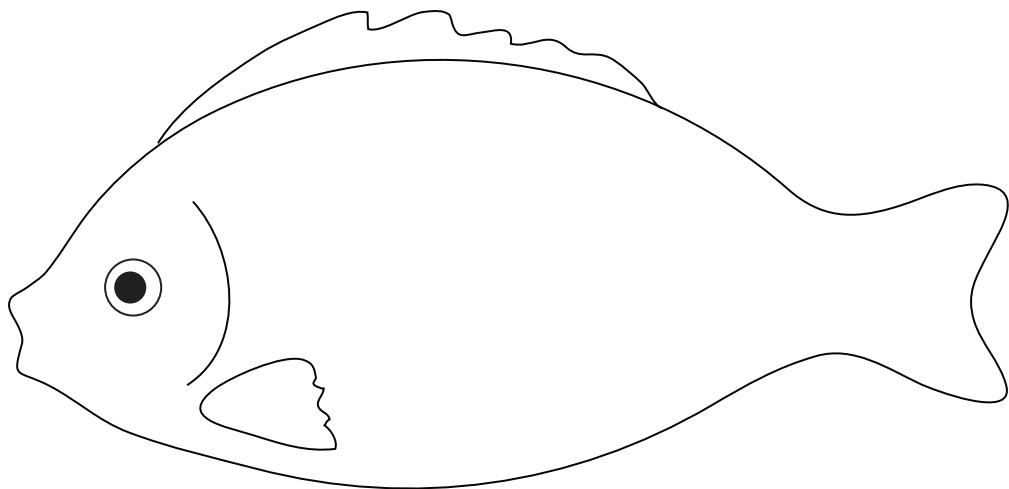



体验故事 (见第19页)
动手做做看：纸鱼 (见第20页)
第一课 第一周

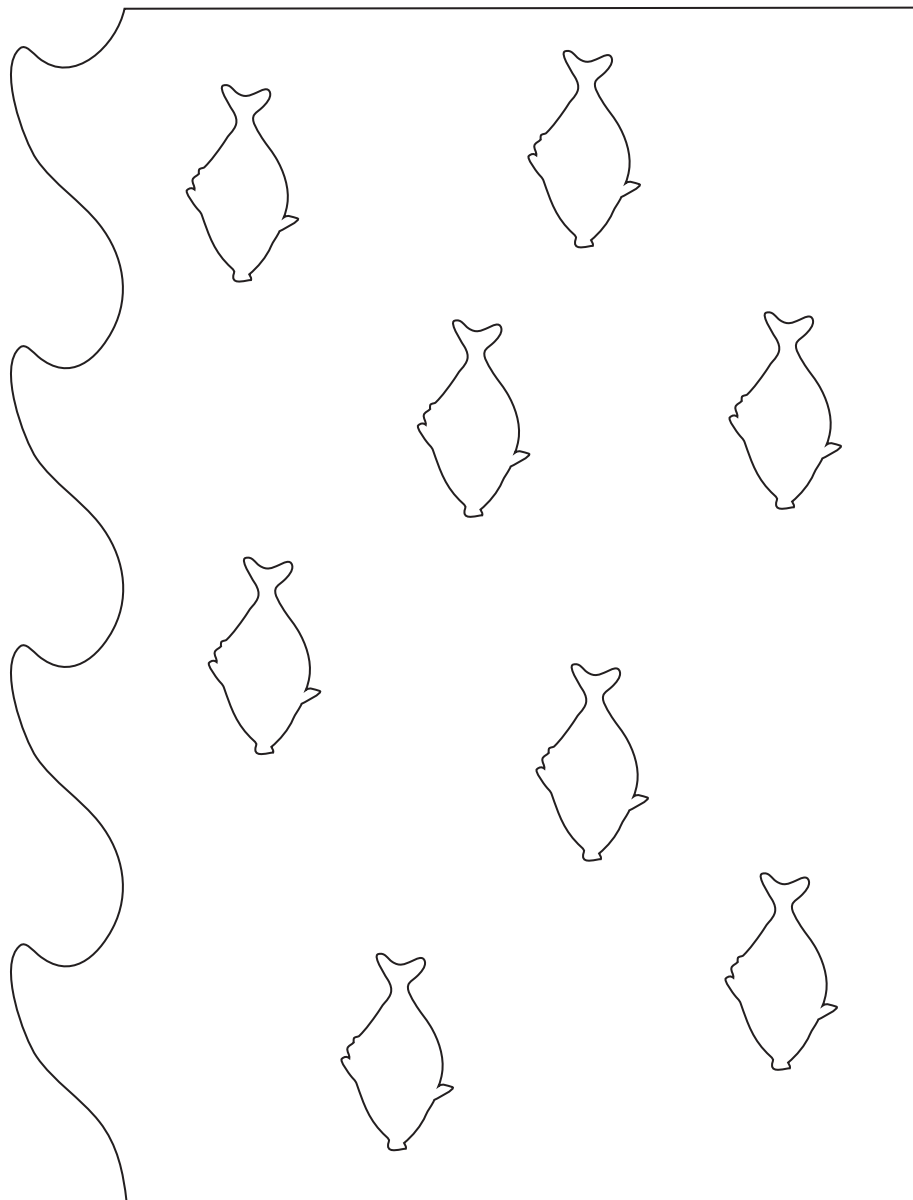


动手做做看：旗帜
第一课 第三周



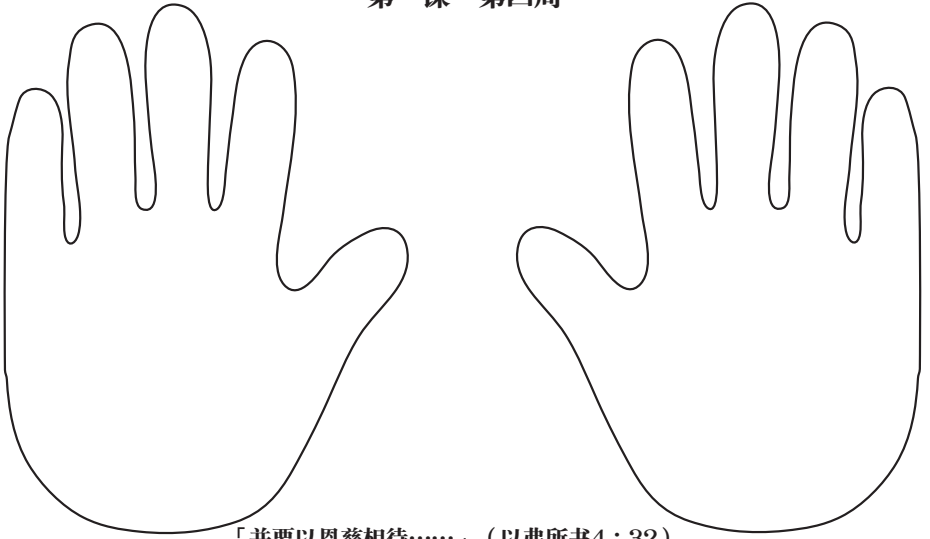
动手做做看：波浪图案

第一课 第二周



动手做做看：仁慈的双手

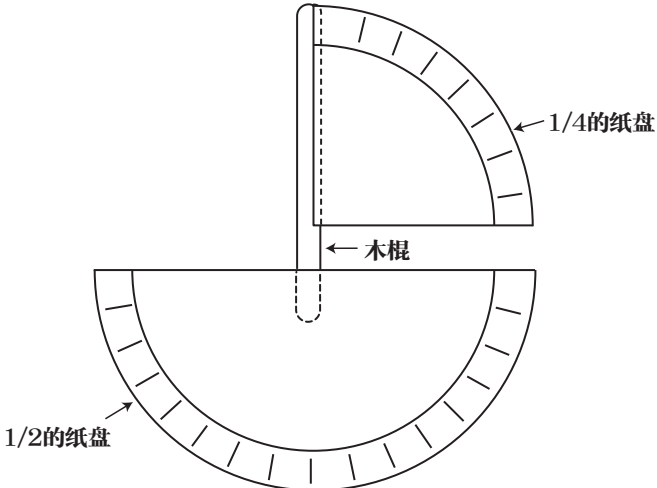
第一课 第四周



「并要以恩慈相待……」（以弗所书4：32）

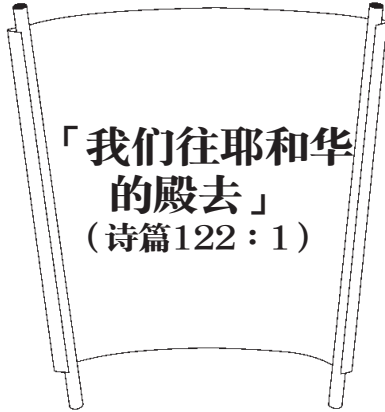
动手做做看：纸盘船

第一课 第五周






动手做做看：存心节书卷

第二课 第一周



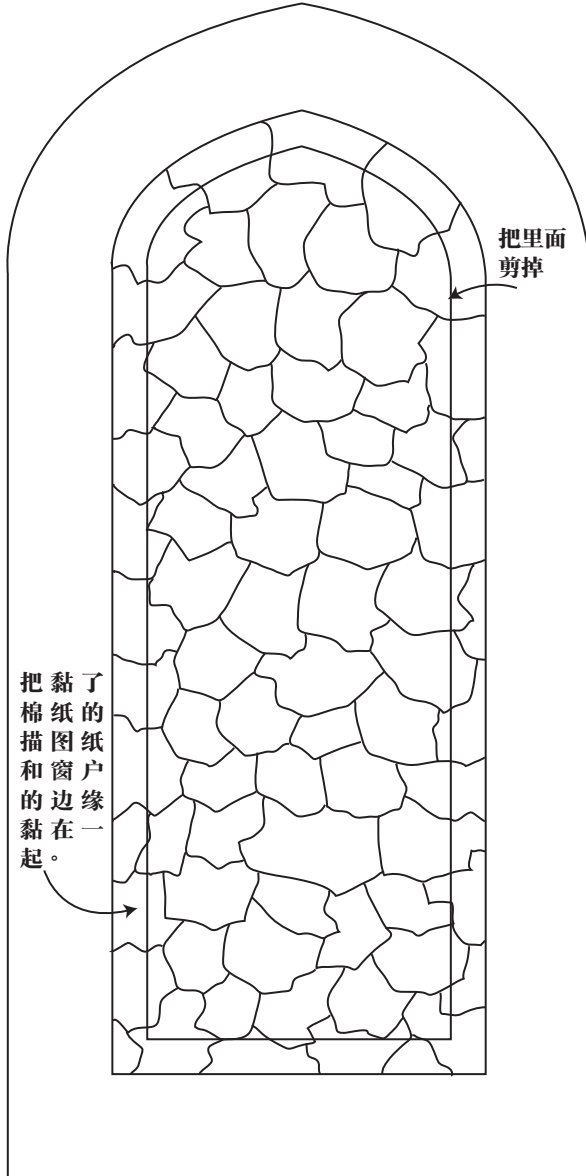
动手做做看：圣经书签

第二课 第三周



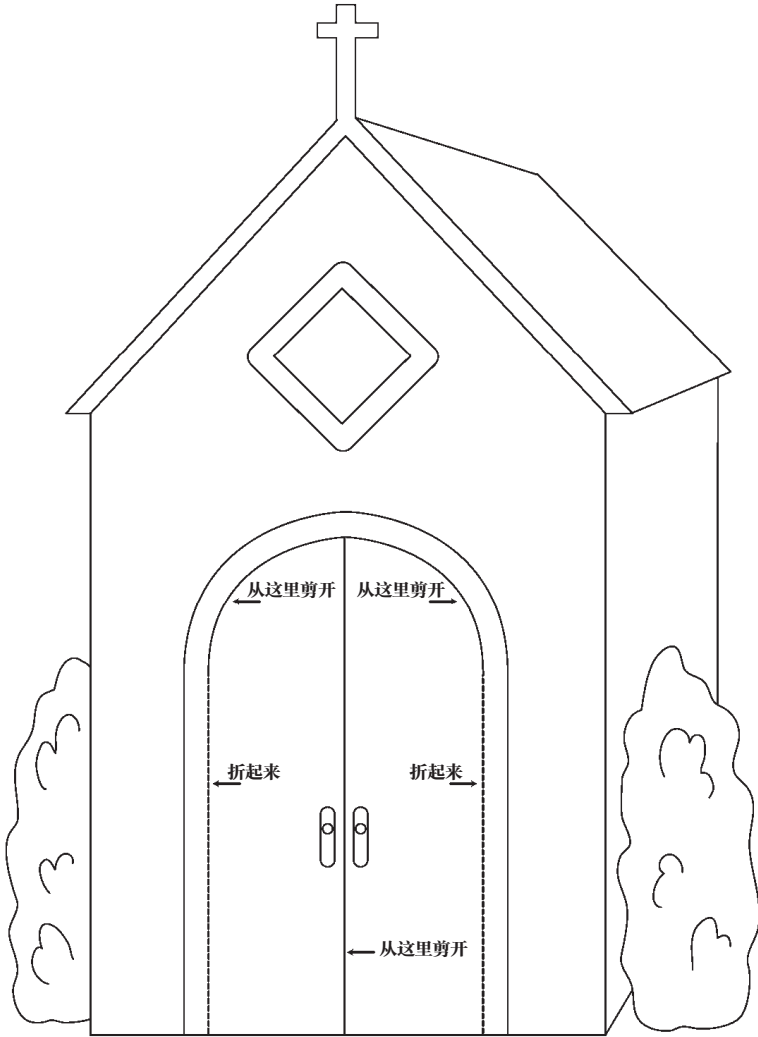
动手做做看：彩色玻璃窗户

第二课 第二周



动手做做看：打开门的教会

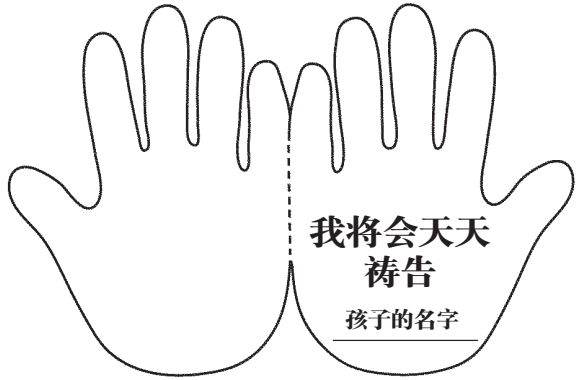
第二课 第四周



动手做做看：我的祷告手册


第二课 第五周

样本



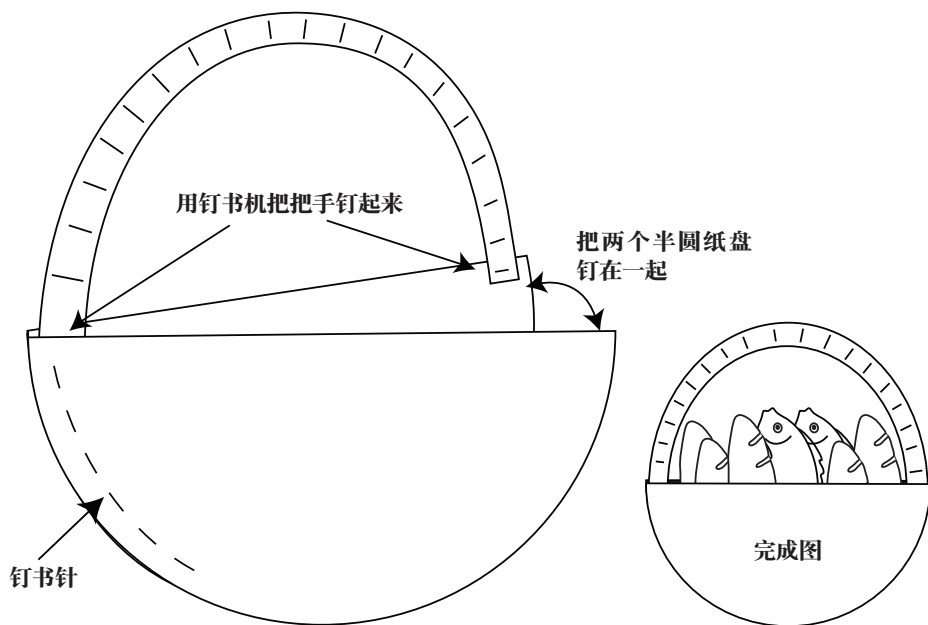
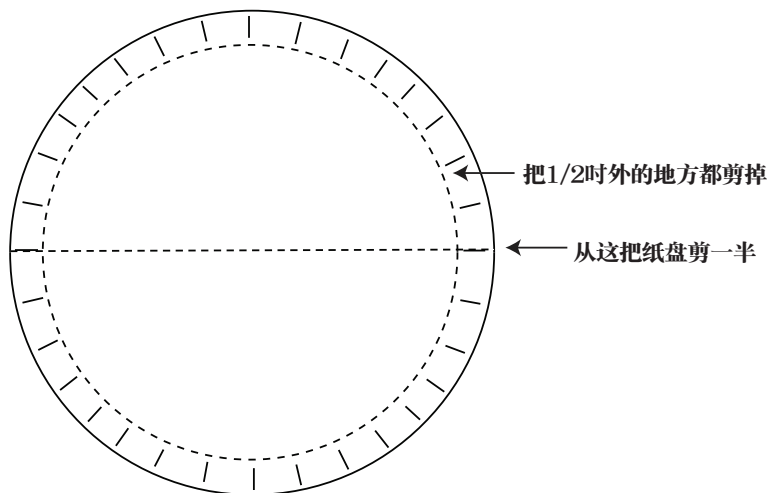
动手做做看：玉米片鱼

第三课 第四周



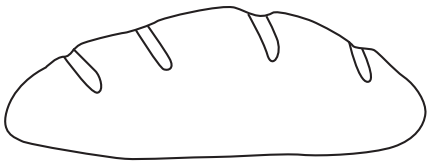
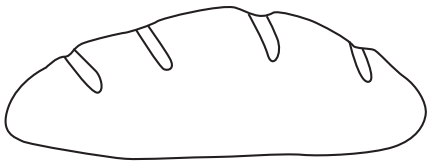
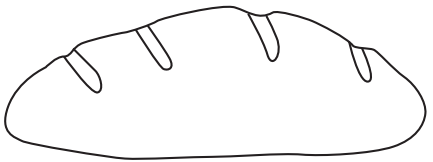
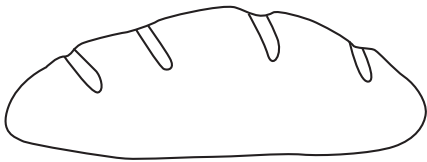
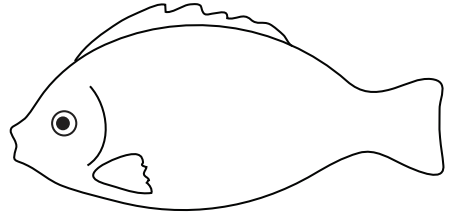
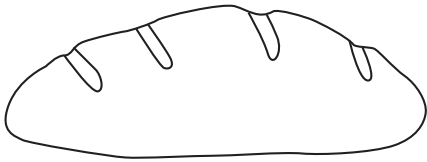
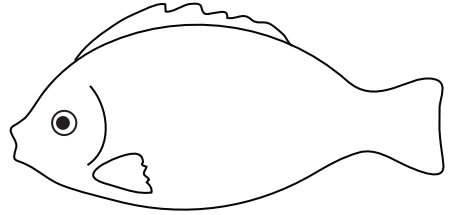
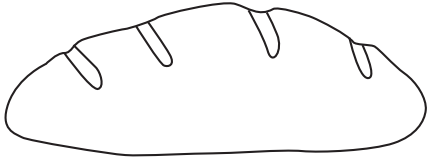
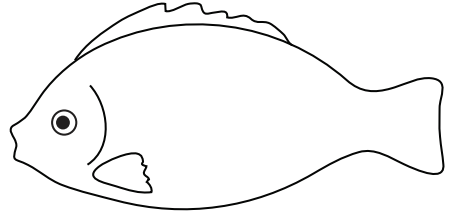
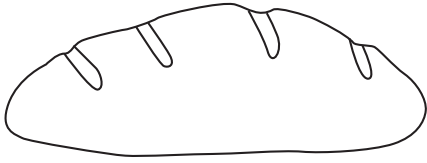
动手做做看：饼和鱼的篮子

第三课 第一周




动手做做看：饼和鱼的篮子（续）

第三课 第一周



动手做做看：海绵面包

第三课 第二周



动手做做看：面包食谱

第三课 第三周

面包食谱

- 1·2杯全麦面粉
- 2·2杯面粉
- 3·1茶匙盐
- 4·2汤匙蜂蜜
- 5·1/4杯植物油
- 6·1汤匙酵母
- 7·1又1/3杯温水

将所有的材料都混合在一起，做出五条面包的形状。把面团放在涂过油的烤盘中，用华氏400度烤25-30分钟。

将所有的材料都混合在一起，做出五条面包的形状。把面团放在涂过油的烤盘中，用华氏400度烤25-30分钟。

- 1·2杯全麦面粉
- 2·2杯面粉
- 3·1茶匙盐
- 4·2汤匙蜂蜜
- 5·1/4杯植物油
- 6·1汤匙酵母
- 7·1又1/3杯温水

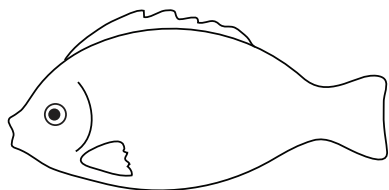
面包食谱

说明：

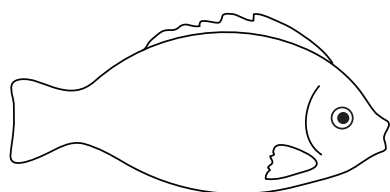
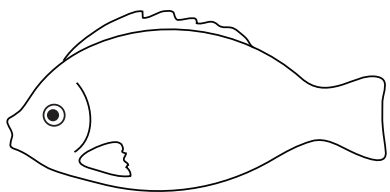
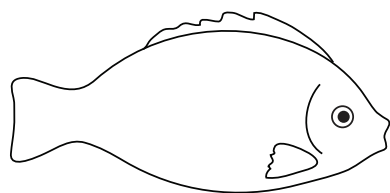
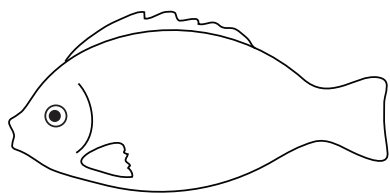
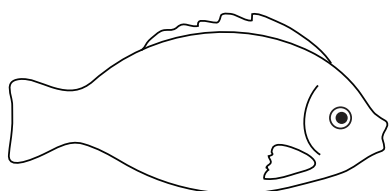
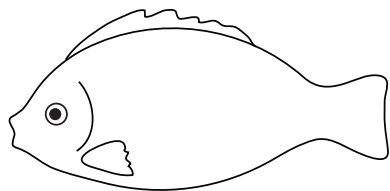
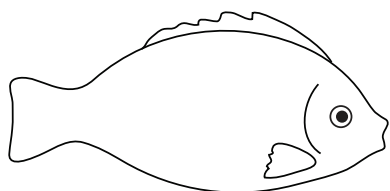
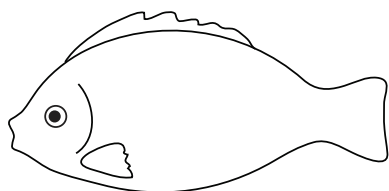
剪下面包图案，黏在木棍上。背面写上：「就当向众人行善」（加拉太书6：10）

动手做做看：手指鱼木偶

第三课 随意



←让这里打开，
可以放入手指



五饼二鱼

J. S.

Janet Sage

一只小鱼 两只小鱼 一二三四五块小饼

The first system of music consists of a treble and bass staff in 4/4 time. The treble staff contains the melody with lyrics '一只小鱼 两只小鱼 一二三四五块小饼'. The bass staff provides a simple harmonic accompaniment.

饥饿的人们得以吃饱 被耶稣喂饱

The second system continues the melody and accompaniment with the lyrics '饥饿的人们得以吃饱 被耶稣喂饱'.

一只小鱼 两只小鱼 一二三四五块小饼

The third system repeats the first system's melody and accompaniment with the lyrics '一只小鱼 两只小鱼 一二三四五块小饼'.

饥饿的人们得以吃饱

The fourth system concludes the piece with the lyrics '饥饿的人们得以吃饱' and a double bar line.