

If you have a QR code reader on your smartphone or computer: load the reader, point your camera at this graphic, and visit our site.



Kindergarten

Leader/Teacher Guide

A Sabbath School Bible Study Guide for Kindergarten Children
GraceLink® Sabbath School Curriculum

www.gracelink.net

Year A, First Quarter

EDITOR

FALVO FOWLER

WORLD SABBATH SCHOOL DIRECTORS

DUANE MCKEY, RAMON CANALS

GENERAL CONFERENCE ADVISER

TED N. C. WILSON

CONSULTING EDITOR

ARTUR STELE

COPY EDITOR/PROOFREADER

IDA CAVIL

DESIGN

REVIEW AND HERALD DESIGN CENTER

DESKTOP TECHNICIAN

TONYA BALL

ILLUSTRATOR: SABBATH SCHOOL LESSONS

DAN SHARP

ILLUSTRATOR: DO AND SAY

KINCHI MARC LATRIQUE

LINE ART ILLUSTRATOR

MARY BAUSMAN

SUBSCRIBER SERVICES

REBECCA HILDE

A Publication of the Sabbath School/Personal Ministries Department

General Conference of Seventh-day Adventists®

12501 Old Columbia Pike

Silver Spring, MD 20904-6600, U.S.A.

Scriptures credited to ICB are quoted from the *International Children's Bible*, copyright © 1986, 1988, 2008, 2015 by Tommy Nelson. Used by permission.

Texts credited to NIV are from the *Holy Bible, New International Version*. Copyright © 1973, 1978, 1984, 2011 by Biblica, Inc. Used by permission. All rights reserved worldwide.

Texts credited to NKJV are from the New King James Version. Copyright © 1979, 1980, 1982 by Thomas Nelson, Inc. Used by permission. All rights reserved.

Kindergarten Sabbath School Leader/Teacher Guide (ISSN 0163-8793). Vol. 42, No. 1, First Quarter 2018. Published quarterly and copyrighted by the General Conference of Seventh-day Adventists®, 12501 Old Columbia Pike, Silver Spring, Maryland 20904-6600, U.S.A. Printed for the General Conference of Seventh-day Adventists® by the Pacific Press® Publishing Association, 1350 N. Kings Road, Nampa, ID 83687, U.S.A. Text copyrighted © 2016 by the General Conference of Seventh-day Adventists®. All rights reserved. No part of the *Kindergarten Sabbath School Leader/Teacher Guide* may be edited, altered, modified, adapted, translated, reproduced, or published by any person or entity without prior written authorization from the General Conference of Seventh-day Adventists®. The division offices of the General Conference of Seventh-day Adventists® are authorized to arrange for translation of the *Kindergarten Sabbath School Leader/Teacher Guide*, under specific guidelines. Copyright of such translations and their publication shall remain with the General Conference. "Seventh-day Adventist," "Adventist," and the flame logo are registered trademarks of the General Conference of Seventh-day Adventists® and may not be used without prior authorization from the General Conference, 12501 Old Columbia Pike, Silver Spring, Maryland 20904-6600, U.S.A. Art copyrighted © 2003 by the Review and Herald® Publishing Association.

Postmaster: Send address changes to *Kindergarten Leader/Teacher Guide*, Circulation P.O. 5353, Nampa, ID 83653-5353.

Periodicals postage paid at P.O. Box 5353, Nampa, ID 83653. Single copy, US\$24.59 plus postage. One year, United States: US\$61.20; Canada and foreign: US\$68.20. Prices subject to change without notice..

Printed in U.S.A.

The Kindergarten Writers

Audrey Boyle Andersson—Sweden

Jackie Bishop—California

DeeAnn Bragaw—Colorado

Linda Porter Carlyle—Oregon

Helga Eiteneir—Germany

René Alexenko Evans—Tennessee

Adriana Itin Femopase—Argentina

René Garrigues-Goodwin—Washington

Feryl Harris—West Virginia

Donna Meador—Washington

Vikki Montgomery—Maryland

Rebecca Gibbs O'Fallon—Maryland

Evelyn Omaña—Venezuela

Denise Pereyra—California

Dawn Reynolds—Maryland

Janet Rieger—Australia

Judi Rogers—Maryland

Denise Ropka-Kasichke—California

Eileen Dahl Vermeer—Canada

Contents



GRACE *Grace is God's love for us.*

- 1 "In the Beginning . . ." (January 6)----- 10
- 2 God's Friends (January 13) ----- 20
- 3 A Special Day (January 20) ----- 30
- 4 Hiding From God (January 27)----- 40



WORSHIP *We praise God for His loving care.*

- 5 Noah Builds a Boat (February 3) ----- 50
- 6 An Animal Parade (February 10) ----- 60
- 7 A Floating Zoo (February 17)----- 70
- 8 God's Rainbow Promise (February 24) ----- 80



COMMUNITY *Community means loving one another.*

- 9 Abram Follows God (March 3)----- 90
- 10 Abram's Altars (March 10)----- 100
- 11 Lot Chooses First (March 17)----- 110
- 12 Abram to the Rescue (March 24)----- 120
- 13 Sarah's Special Baby (March 31) ----- 130

Basic Needs of Children*

All children have certain basic needs as well as needs that are specific to their age and stage of development. The basic needs of children are:

Physical

- Food
- Warmth
- Shelter

Mental

- Power—to make choices and follow plans

Emotional

- A sense of belonging
- Expressions of unconditional love and acceptance

- Approval and recognition
- Freedom within defined boundaries
- Humor—a chance to laugh

Spiritual

- An all-knowing, loving, caring God
- Forgiveness of wrongs and a chance to start over
- Assurance of acceptance with God
- Experience in prayer, answers to prayer
- A chance to grow in grace and in the knowledge of God

The Kindergarten Child

In the Seventh-day Adventist Church we advocate kindergarten for children ages 3-5. However, the development of children varies from child to child. Therefore, a knowledge of each child in your Sabbath School is important. Generally, the description below is true of children ages 3-5.

Physical

- Start developing large muscle coordination
- Lack a sure sense of balance
- Are extremely active
- Tire easily, but revive soon after resting
- Lack fine muscle coordination
- Are curious and like to explore their environment
- Learn by exploring

Mental

- Are capable of limited listening and understanding without the help of a visual cue, such as seeing the object being discussed
- Have quick memory
- Memorize things they don't understand

Emotional

- Cry easily
- Are capable of verbalizing emotional responses
- Learn to delay gratification of needs without losing equilibrium
- Learn ways to express negative emotions

Social/Relational

- Are self-centered—the world revolves around them

- Play alone in the presence of their friends, rather than playing with their friends
- Like to make friends and be with friends

Developmental Needs

In addition to the basic needs mentioned earlier, kindergarten children need:

- Freedom—to choose and to explore within limits
- Power—to have some autonomy in learning situations
- Limits—safe boundaries that are set by parents and teachers
- Fun—learning through play, enjoying success
- Discipline and training—to provide safety and structure in their lives

Spiritual Needs

Kindergarten children need to know:

- God loves them and cares for them
- How to show respect for God
- God made them, knows them, and values them
- The difference between right and wrong
- How to choose the right with God's help

General Rules

A child's attention span, in minutes, is their age plus one. Thus, an average 3-year-old has a potential attention span of four minutes, provided they are interested in what is happening.

Kindergarten children:

- Enjoy repetition—provided they don't tire
- Are beginning to reason from simple cause to effect
- Make some generalizations—often incorrectly
- Learn best by active participation
- Have a short attention span—three to six minutes

*Children's Ministries: Ideas and Techniques That Work, ed. Ann Calkins (Lincoln, Nebr.: AdventSource, 1997).

About Materials

As you follow the natural learning sequence outlined in each lesson, you may want to adapt activities for use in your particular situation, and this may require a change in the need for materials. Look ahead at the Program Outline for each week's program so you can be prepared with the materials suggested.

Supplies Frequently Used in Kindergarten

Paper

- butcher paper (roll)
- construction paper (various colors)
- drawing paper
- finger-painting paper
- poster board
- writing paper

Art supplies

- aluminum foil
- cotton balls or polyester fiberfill
- craft sticks
- crayons, markers, colored pencils
- finger paints and watercolors
- glue or glue sticks
- hole punch
- magnetic tape (stick-on)
- pencils
- plastic wrap
- play dough or modeling clay
- scissors (blunt-nosed)

- stamp pads (various colors)
- stapler and staples
- string
- tape (cellophane, masking, etc.)
- thread, several colors
- toilet paper or paper towel rolls (empty)
- yarn, several colors

Other

- adhesive bandages
- audio music player
- bags, paper and plastic, all sizes
- balloons
- beanbag
- blindfold for each child
- blocks, boxes, or Legos
- boxes, large cardboard (appliance size)
- chenille sticks or pipe cleaners
- costumes, Bible-times, for adults and children

- crown for each child
- cups, paper and plastic
- dolls (baby dolls)
- fabric pieces
- flashlight
- gifts (inexpensive)
- magnets, small
- paper clips (steel)
- paper towels/baby wipes
- plastic or newspaper to cover tables
- recorded nature sounds
- rubber bands
- sandwich bags, plastic sealable
- seeds (rice, beans, etc.)
- shoe boxes
- smocks/old shirts to cover children's clothes
- stickers, large variety
- towels, small
- toy musical instruments
- toy stuffed animals

Additional Supplies Needed This Quarter

In addition to those materials frequently used in kindergarten, specific items may be used only once during the quarter. A list of such items is included here for your convenience. Keep in mind that this list DOES NOT include everything needed to teach a given lesson.

Lesson 1

- nature items (leaves, plants, flowers)
- magnifying glass
- recorded water sounds
- fresh fruit
- tape or other adhesive

Lesson 2

- live pet
- picture of a friend (your friend)
- 8" x 10" (or larger) empty picture frame

Lesson 3

- party supplies (streamers, balloons, hats, etc.)
- rhythm instruments (pots, pans, wooden spoons, sticks, etc.)
- blanket or beach towel or large box
- party invitations

Lesson 4

- inexpensive wrapped gift for each child
- fig leaf pattern (see p. 141)

Lesson 5

- basin/bowl for water
- things that float or sink
- carpenter's tools (real or play)
- pillow
- empty medicine bottle
- picture of a mother and father
- sunglasses or eyeglasses
- ruler
- coin purse with coins
- words cut from newspaper or magazine
- ark pattern (see p. 140)

Lesson 6

- pictures/photos of parents, teacher, pastor, house, church, food, clothes

- finger puppet patterns (see p. 142)

Lesson 7

- mirror
- wool fabric
- noisy items
- calendar
- clock
- raven prop
- dove prop
- twig with a green leaf
- box wrapped as Christmas gift
- birthday candle
- sweet treat

Lesson 8

- rubber balls
- prism or "sun catcher" glass
- bubble solution and blower
- "rainbows" made from 12-inch-long dowels with ribbons of rainbow colors attached
- glass jar with lid
- dirt
- stones
- twigs, two small twigs for each child
- small weights (such as metal washers)
- thick branch you can't break

Lesson 9

- suitcase
- warm- and cold-weather clothes
- map
- sheep/camel pattern (see p. 144)

Lesson 10

- ingredients for trail mix (see Readiness Activity B)
- mixing bowl and spoon
- small paper cups or small sealable plastic bags
- small plastic containers with lids

- six stones

Lesson 11




- bowl
- variety of individually wrapped candies
- two clear pitchers and another empty container
- red food coloring
- sugar, salt
- small paper cups
- a bell or buzzer (optional)
- scraps of ribbon or fabric
- pattern copies (see p. 142)

Lesson 12

- simple objects (toy, dish towel, article of clothing, cup or plate)
- empty food wrapper
- wrapped shoe box with lid wrapped separately
- 10 identical coins (or substitute 10 like items)
- 10 food items
- 10 paper or plastic cups
- beanbag or small ball or stuffed toy

Lesson 13

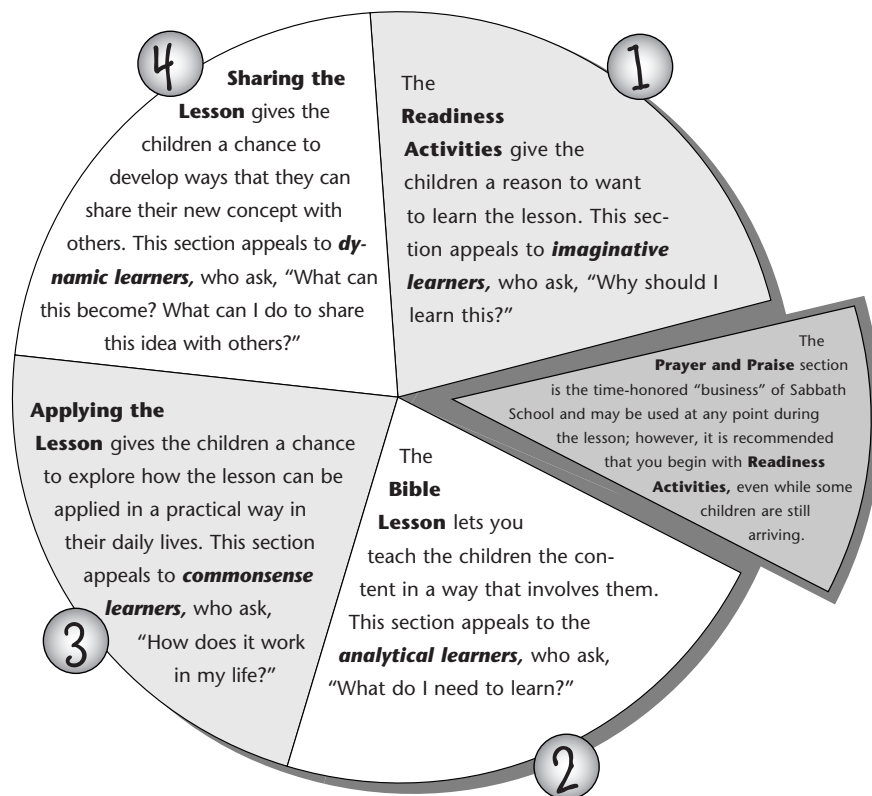
- baby, mother, grandmother (or pictures)
- baby care items
- serving tray
- crackers, pita bread (pieces) or dried fruit pieces
- adult male and female
- two adult Bible-times costumes
- baby doll in a blanket

Lesson	Bible Story	References	Memory Verse	Message (abridged)	Materials
 GRACE: <i>Grace is God's love for us.</i>					
Lesson 1 Jan. 6	God creates the world.	Genesis 1; PP 44; SC 9-15	Genesis 1:31, NIV	God made the world for us.	See p. 11.
Lesson 2 Jan. 13	God creates people.	Genesis 1:24-31; 2:4-23; 3:20; PP 45-47	Genesis 1:26, NIV	God made us to be His friends.	See p. 21.
Lesson 3 Jan. 20	God creates the Sabbath.	Genesis 2:1-3; PP 47, 48	Genesis 2:3, NIV	God made the Sabbath for us.	See p. 31.
Lesson 4 Jan. 27	Adam and Eve disobey.	Genesis 3:1-21; PP 52-62	Psalms 100:5, NIV	God loves us all the time.	See p. 41.
 WORSHIP: <i>We praise God for His loving care.</i>					
Lesson 5 Feb. 3	God warns Noah.	Genesis 6:5-18; PP 90-97	Jeremiah 42:6, NKJV	We worship by obeying.	See p. 51.
Lesson 6 Feb. 10	Animals enter the ark.	Genesis 6:19-7:24; PP 97-104	Psalms 52:9, NIV	We thank God for His care.	See p. 61.
Lesson 7 Feb. 17	God protects the ark.	Genesis 7:6-24; 8:1-12; PP 105	Psalms 48:1, NIV	God is with us.	See p. 71.
Lesson 8 Feb. 24	God sends a rainbow.	Genesis 8:20-9:17; PP 105-110	Genesis 9:13, NIV	We thank God for His promises.	See p. 81.
 COMMUNITY: <i>Community means loving one another.</i>					
Lesson 9 Mar. 3	God calls Abram's family.	Genesis 12:1-9; Acts 7:2-7; Hebrews 11:8-12; PP 125-131	1 Corinthians 14:1, NIV	Christian families follow God.	See p. 91.
Lesson 10 Mar. 10	Abram's family worships God.	Genesis 12:7-9; PP 127-131	Psalms 100:2, NIV	Christian families worship God.	See p. 101.
Lesson 11 Mar. 17	Abram and Lot separate.	Genesis 13; PP 132, 133	Genesis 13:8, NIV	We put others first.	See p. 111.
Lesson 12 Mar. 24	Abram rescues Lot.	Genesis 14; PP 134-136	Genesis 14:23, NIV	We serve others out of love.	See p. 121.
Lesson 13 Mar. 31	Sarah has a baby.	Genesis 18:1-15; 21:1-7; PP 145, 146	1 John 4:7, NIV	We love each other.	See p. 131.

To the Leaders/Teachers

These guides were developed to:

- A. Introduce the lesson on Sabbath.** The child then reviews and applies the principles studied with the help of their parents and Bible study guides during the week. In this way, the lessons learned in Sabbath School become a vital part of the child's growing faith experience. Memory verses, which are also learned in Sabbath School, are reviewed and reinforced during the following week, connected in the child's mind with the interesting learning activities they have already experienced.
- B. Focus the entire Sabbath School time on one message.** These messages each relate to one of the four dynamics of a growing faith experience: grace (God loves me), worship (I love God), community (we love each other), and service (God loves you, too).



C. Reach each child in the way they learn best. By following the natural learning sequence on which these outlines were based, you will also connect students with “the message” for the week in a way that will capture each one’s attention and imagination.

D. Give students active learning experiences so they can more readily internalize the truths being presented. These experiences are followed by *debriefing* sessions in which you ask questions that lead the children to reflect on what they experienced, interpret the experience, and apply that information to their lives.

E. Involve the adult Sabbath School staff in new and flexible ways.

- A very small Sabbath School can be managed by one adult.
- A larger Sabbath School can be managed by one leader/teacher with other adult volunteers to facilitate the small group interaction. This gives small group facilitators a maximum involvement with the students and their dynamic learning, while requiring a minimum of preparation on the facilitator’s part.
- A creative alternative is to enlist leaders/teachers with different personal learning styles to lead different segments of the program.

To use this guide . . .

Try to follow the natural learning cycle outlined, but adapt it as necessary to make the program work in your particular situation.

Look ahead at the Program Outline for each week’s program so you can be prepared with the simple materials suggested.