


LESSON



Hannah's Gift to God

SERVICE Service means helping others.

References

1 Samuel 1:20-28; 2:18-21; *Patriarchs and Prophets*, pp. 572-574.

Memory Verse

"For his whole life he will be given . . . to the Lord" (1 Samuel 1:28, NIV).

Objectives

The children will:

Know that young children can serve God.

Feel pleased that God wants them to be His helpers.

Respond by finding a way to help a church leader this week.

The Message



We serve God when we help God's leaders.

Getting Ready to Teach

The Bible Lesson at a Glance

Hannah has a baby boy and names him Samuel, "because I asked the Lord for him." The next year when it is time to go to Shiloh, Hannah and her baby stay home. When he is old enough to eat by himself, she takes him to Eli, the priest at Shiloh, and reminds Eli that she had asked God for this child and promised that the child would be God's servant all his life. Young Samuel stays in Shiloh with Eli. Hannah goes back home, but does not forget her son. She

prays for him and makes clothing to take to him each year. God blesses Hannah and Elkanah with more children.

This is a lesson about service.

Hannah and Elkanah dedicated Samuel to God's service. Samuel grew up and served God all his life. Even the youngest child can serve God by helping God's helpers. (Many children in your Sabbath School have been dedicated to God in a special church service. Talk about this if the children show interest.)

TWO

Program Outline			
LESSON SECTION	MINUTES	ACTIVITIES	MATERIALS NEEDED
Welcome	ongoing	Greet students at door; hear pleased/troubled	none
1 Readiness Options	up to 10	A. <i>Samuel's Coat</i> B. <i>Growing</i>	large paper bags, scissors, art supplies shirts
* Prayer and Praise*	up to 10	See page 23. *Prayer and Praise may be used at any time during the program.	
2 Bible Lesson	up to 20	Experiencing the Story	box; tabernacle tools—broom, dustcloth, candles and lighter, oil, sleeping mat or bag, plates, cups, dishcloth; Bible-times costumes or shirts, or coats from Readiness Activity A
		Bible Study	Bible
		Memory Verse	Bible, paper, marker, tape
3 Applying the Lesson	up to 15	A. <i>Guest Speaker</i> B. <i>Mimes</i>	guest speaker none
4 Sharing the Lesson	up to 15	<i>I Can Help</i>	paper, art supplies

Teacher Enrichment

"It was not customary for the Levites to enter upon their peculiar services until they were twenty-five years of age, but Samuel had been an exception to this rule. Every year saw more important trusts committed to him; and while he was yet a child, a linen ephod was placed upon him as a token of his consecration to the work of the sanctuary. Young as he was when brought to minister in the tabernacle, Samuel had even then duties to perform in the service of God, according to his capacity. These were at first very humble, and not always pleasant; but

they were performed to the best of his ability, and with a willing heart. His religion was carried into every duty of life. He regarded himself as God's servant, and his work as God's work. His efforts were accepted, because they were prompted by love to God and a sincere desire to do His will" (*Patriarchs and Prophets*, p. 573).

Do you realize that you, too, are God's chosen servant? What is God preparing you to do? What will you commit completely to God today?

Room Decorations

See Lesson 1.

Teaching the Lesson

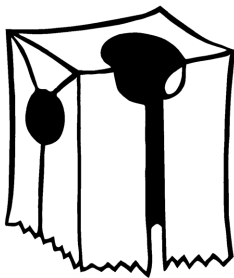
Welcome

Welcome students at the door. Ask how their week has been—what they are pleased/troubled about. Encourage them to share any experiences from last week’s lesson study. Have them begin the readiness activity of your choice.



Readiness Activities

Select the activity most appropriate for your situation.



A. Samuel’s Coat

You Need:

- large paper bags
- scissors
- art supplies

Prepare in advance a large brown paper bag and art supplies for each child (see margin). Hold bag upside down and cut lengthwise up the center of one of the wider sides. Continue the cut to the center of the bag bottom, and cut a round hole for the child’s head and neck. Cut armholes in both sides near the bottom. The bottom fits over the child’s shoulders. Let the children decorate their “coat.”

Debriefing

Allow response time as you ask: **Did you like making coats today? Do you know anyone who sews clothes for someone else? We are going to learn about a special mother who made a new coat for her son every year. Her son helped the tabernacle priest. God wants us to be helpers too.**



We serve God when we help God’s leaders.

Say that with me.

B. Growing

Say: **Everyone stand up. Let’s make a line starting with the shortest and ending with the tallest child.** Show them shirts of different sizes. Select a few of the children to choose an article of clothing that they think will fit them and have them try it on.

You Need:

- shirts of different sizes

Debriefing

Allow response time as you ask: **Who is the shortest child in our class? How about the tallest? Why are some of you taller than others? (Because we are different ages and growing.) Can you keep wearing the same clothes year after year? Why not? Our story today is about a small boy who helped God’s ministers at the tabernacle. Every year**

his mother made a new coat for him because she knew he was growing and getting bigger. Even though he was a little boy, he helped in God's house, the tabernacle. And . . .



We serve God when we help God's leaders.

Say that with me.

PRAYER AND PRAISE



Fellowship

Report the students' joys and sorrows (pleased and troubled) as reported to you at the door (as appropriate). Allow time for sharing experiences from last week's lesson study and review the memory verse. Acknowledge any birthdays, special events, or achievements. Give a special warm greeting to all visitors.

Suggested Songs

"Little Eyes for Jesus" (*Little Voices Praise Him*, no. 305)

"Kind Lips" (*Little Voices Praise Him*, no. 310)

"Something Nice" (*Little Voices Praise Him*, no. 261)

"I'm a Little Helper" (*Little Voices Praise Him*, no. 293)

Mission

Use a story from *Children's Mission*.

Offering

Say: **Bringing money for the offering is one way to help God's church. Sometimes the money goes to help buy food and clothing for those in the church who cannot afford food and clothing. You help God's church when you bring your money to Sabbath School.**

Prayer

If possible, invite your pastor and schoolteachers into your classroom and pray especially for them at this time. If that is not possible, say: **Some of God's leaders in our church are** (name pastors, teachers, lay leaders, etc.). **Today, let's thank Jesus for them and ask Him to bless them and to show us ways that we can help them do their work even better.** Also, if you made prayer books last week, ask the children if their prayer was answered. Have them write or draw a new prayer request in their book this week.

*Prayer and Praise may be used at any time during the program.

2

Bible Lesson**Experiencing the Story**

In advance, place the “tabernacle tools” (cleaning items, etc.) in a box. Put the box near the place you will be as you tell the story. Have the children take the tools from the box at the appropriate time in the story.

You Need:

- box
- tabernacle tools: broom, dustcloth, candles and lighter, oil, sleeping mat or bag
- Bible-times costumes or shirts, or coats made in Readiness Activity A

Read or tell the story.

Hannah and her husband, Elkanah, had been to Shiloh to worship at the tabernacle. While there, Hannah had prayed for a baby. Priest Eli prayed too. He asked God to give her what she asked for.

Hannah was so happy! And it wasn't very long before everybody knew why. Everyone could see that Hannah was going to have a baby!

And then one day Hannah's baby boy was born. She may have looked at his dark, curly hair and his cute little ears. She probably touched his soft skin and counted his tiny toes. Hannah named her baby Samuel because that name means “heard of God.” She had asked God for a baby, and He had heard her. And she would keep her promise. Her boy would serve God all his life.

When Samuel was old enough, Hannah took him to live with Priest Eli to help in the tabernacle. Samuel felt very special. He knew that he had important work to do.

What do you think Samuel did in the tabernacle? Do these things help you think of what Samuel might have done to help Priest Eli? *[Let the children come one by one and pick one of the tabernacle*

tools from a box. Talk about the task each represents. When each child has an item, ask them to pretend to be Priest Eli's helper, using the item selected. When finished, have the children put the items back in the box.] You are all good helpers, just as Samuel was.

Hannah missed her little boy. She missed having Samuel at home. Because she lived far away from the tabernacle, she couldn't see him often. But every year she visited him and brought him a special coat. *[Have the children put on the Bible-times costumes or shirts, or paper coats made in Readiness Activity A.]* Samuel was growing just as you are, so he needed a bigger coat each year. He was happy to see his mother each time she came.

Priest Eli was happy to have Samuel's help. Each time Hannah and Elkanah came to the tabernacle, Eli asked God to bless them. God gave Hannah and her husband more children. Hannah became the mother of three more sons and two daughters. The other children lived at home with their mother and father. And although he lived with Eli, Samuel's mother always loved him.

Debriefing

Allow response time as you ask: **How did Hannah help Samuel?** (taught him to love and obey God, made him a new coat each year) **How did Samuel help Priest Eli?** (worked around the tabernacle) **When Hannah helped Samuel she was also helping Priest Eli, God's leader. Even if you don't live in a tabernacle/church you can still help God's ministers. Remember our message? Let's say it together:**



We serve God when we help God's leaders.

Bible Study

You Need:

- Bible

Open your Bible to 1 Samuel 1:20-28 and 2:18-21. Point to the passage and say: **This is where**

today's story is found in the Bible.

Read selected texts aloud, paraphrasing as necessary. Encourage the children to follow along with their eyes as you point to words or verses.

Ask: **Why didn't Hannah go with her husband to worship the Lord when Samuel was a baby?** (He was too little; he couldn't eat regular food.) **Did Hannah keep her promise to give Samuel to Eli to serve the Lord?** (Yes) **How long did she want Samuel to serve God?** (all his life) **Do you want to serve God too? Let's remember, we can serve God wherever we are. And we serve Him when we help others. We serve Him when we, with our parents, help the leaders in our church. Let's say our message together.**



We serve God when we help God's leaders.

Memory Verse

Open your Bible and turn to 1 Samuel 1:28 and say: **This is where we find our memory verse for today.** Read the text aloud: **"For his whole life he will be given . . . to the Lord."** Then proceed to teach the memory verse as outlined below.

Beforehand, write one word of the verse on each of the 11 pieces of paper and tape them together accordion-style. As you lift the top sheet the other sheets should unfold as you recite the verse.

Say: **Samuel grew up tall and strong while he served God in the tabernacle/church.** Then lift the first sheet of paper as you begin to recite the verse. (The other sheets will unfold as you proceed.) Repeat the verse several times until the children have learned it. In smaller classes give each child the opportunity to pick up the first sheet of the memory verse and extend it to full length as the class repeats the verse. If you have the time and help, you may wish to make an "accordion" verse for each child to take home.

You Need:

- Bible
- 11 pieces of paper
- marker
- tape

3

Applying the Lesson**A. Guest Speaker****You Need:**

- guest speaker

Beforehand, invite the pastor, head elder, or deacon to visit your class and explain some things that children can do to help them in their work. Some ideas might include sitting quietly in church, helping to pick up bits of trash or discarded bulletins after the service, singing during the song service, helping an adult to greet people or hand out bulletins, repeating Scripture, having special music, etc. Before they leave, thank the pastor/elder/deacon for the way they serve your church.

Debriefing

Allow response time as you ask:

Did you enjoy having (name guest) **visit our class today? How can we help God's leaders in our church? How do you feel knowing that you**

can help in so many ways? So let's remember:



We serve God when we help God's leaders.

Say that with me.

B. Mimes

Ask for volunteers to take turns acting out how they can help God's leaders. Whisper in the child's ear and tell them what to do. Have the class guess what they are doing.

Suggestions:

- Sit quietly in church.
- Pick up paper from the floor.
- Sing during song service.
- Greet people as they arrive.
- Hand out church bulletins.
- Furnish special music.

4

Sharing the Lesson**I Can Help****You Need:**

- paper
- art supplies

Hand out paper and art supplies. Review the ways that today's visitor said the children could help or that they mimed.

Ask: **Now, how are you going to help? I want you to draw pictures or write words on your paper of how you will help at church.** (This is a good time to have the children plan to do something specific in church such as collect the offering, repeat a verse of Scripture, sing a special song, recite a poem, etc.)

Debriefing

Ask: **How are you going to help? How will it feel to help the pastor in church? Which special thing are you excited about doing? Share your ideas with your family after Sabbath School. Don't forget that when you do these things you are helping Jesus and His special leaders. Let's say our message again:**



We serve God when we help God's leaders.

Closing

Ask each child to say a short prayer asking for help to do the activity they have chosen. Remind each one that Jesus gives us the ability to do things that serve Him and His leaders. Prayer: **Jesus, please help us to be good helpers in church today.**

STUDENT LESSON

Hannah's Gift to God

References

1 Samuel 1:20-28; 2:18-21;
Patriarchs and Prophets, pp. 572-574

Memory Verse

"For his whole life he will be given . . . to the Lord" (1 Samuel 1:28, NIV).

The Message

We serve God when we help God's leaders.

Have you ever wondered about people who help at church? You can help too.

Hannah and her husband, Elkanah, had been to the tabernacle at Shiloh to worship the Lord. And Hannah had prayed for a baby. Old Priest Eli had asked God to give her what she had prayed for.

Hannah was so happy! And it wasn't very long before everybody knew why. Everyone could see that Hannah was going to have a baby!

And then one day Hannah's baby boy was born. Hannah may have looked at her beautiful baby's dark, curly hair and his cute little ears. She probably touched his soft skin and counted his tiny toes. Hannah named her baby Samuel because that name means "heard of God." She had asked God for a son, and He had heard her.

The next year when it was time to go to worship the Lord at Shiloh again, Elkanah went, but Hannah stayed home. "I will wait until the baby can feed himself," she said to her husband. "Then I will take him to the tabernacle. And he will stay there and serve the Lord."

So when Samuel grew old enough to eat regular food, Hannah took him to the tabernacle, just as she had promised. "Do you remember me?" she asked Eli. "I stood here and prayed to the Lord

for a son. He gave me this beautiful boy, and now I am giving him back to the Lord. My boy will belong to the Lord all his life."

Little Samuel looked up at Priest Eli. He was not afraid to stay at the tabernacle with him. Even though he was still a little boy, he could help God's leader, Priest Eli.



Hannah missed her boy very much! Now she looked forward all year to going to worship at the tabernacle. Every year Hannah took a new coat to Samuel. And every year Priest Eli would bless Hannah and Elkanah. "May the Lord give you more children," Eli said.

God did bless Hannah and her husband. In the years that followed, God gave them more than she

had asked for—three more sons and two daughters. They lived at home with their mother and father. But little Samuel lived at the tabernacle and helped Priest Eli.

Hannah missed little Samuel but she kept her promise to God. She had given her son to the Lord, to be Priest Eli's helper. She would see him only once a year, when the family went to Shiloh again. But that was all right, because she loved the Lord and she was happy to have Samuel serve Him. Samuel was happy to help Priest Eli. Samuel was happy to help God.

Do and Say

Sabbath

To review the memory verse each day this week, ask your child to squat down; then stand taller as you say each word together. Remind them that Samuel started serving God when he was little and continued to serve Him as he grew bigger.

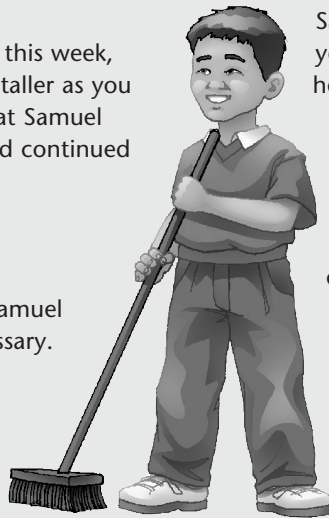
Growth
Chart



Sunday

Together find and read 1 Samuel 1:20-28, paraphrasing as necessary. Ask: What did Samuel's name mean? When did Hannah take Samuel to Priest Eli?

Make a growth chart. Mark every one inch or one centimeter. Write: "(child's name) will serve Jesus all the days of his/her life." Mark your child's height. Say: You can serve Jesus as you grow, just as Samuel did.



Samuel did to help Priest Eli? Which can you do to help at home? Have your child help you with one chore right now.

Wednesday

Find a coat, jacket, or bathrobe for your child to wear as your family acts out the story. Sing a song about helping; then ask Jesus to help your child be His helper. Say the memory verse together before prayer.

Thursday

Ask: What can you do to help our pastor? (sit quietly in church, help collect the offering, give special music, etc.) Can you do one of those things this Sabbath? Sing a favorite helping song. Ask Jesus to help your family be His helpers every day.

Monday

Read the lesson story together. Ask: What did Hannah take to Samuel every year? How many more children did God bless Hannah with?

Show your child their baby pictures. Talk about how your child could help as a baby compared to now. Sing a song about helping.

Tuesday

Together find and read 1 Samuel 2:18-21, paraphrasing as necessary. Ask: What do you think

Friday

During worship, read selected paragraphs about Samuel in *Patriarchs and Prophets*, pages 572-574. Ask: What did Hannah teach Samuel? How did Samuel treat Eli? How did Eli treat Samuel? How should we treat each other?

Say the memory verse together.

If it applies, tell your child about their baby dedication (show pictures if you have them). Discuss what it means to be dedicated to God.