


LESSON



Who Is Your Neighbor?

GRACE

God has made us part of His family.

References

Luke 10:25-37; *The Desire of Ages*, pp. 497-505.

Memory Verse

"Love your neighbor as yourself" (Luke 10:27, NIV).

Objectives

The children will:

Know that Jesus wants us to be kind to everyone, no matter who they are.

Feel sympathy for people who are in need.

Respond by being a friend to everyone—even those whom others treat badly.

The Message



God wants us to show love to everyone.

Getting Ready to Teach

The Bible Lesson at a Glance

A Jewish man is traveling from Jerusalem to Jericho when he is attacked by robbers, who take everything he has and leave him lying bleeding beside the road. A priest comes by but doesn't stop to help him. Another priest passes by later, but he doesn't stop to help the man either. At last a Samaritan comes by and stops and takes care of the wounded man. The Samaritan bandages his wounds, puts him on his (the Samaritan's) donkey, and takes him to an inn. He even pays the inn-

keeper to take care of the Jewish man until he gets well.

This is a lesson about grace.

The Samaritan treats the injured man as God treats us—with love and kindness. When we accept His love and become a part of God's family, we will truly treat others with love and kindness.

Teacher Enrichment

"This was no imaginary scene, but an actual occurrence, which was known to

SEVEN

Program Outline			
LESSON SECTION	MINUTES	ACTIVITIES	MATERIALS NEEDED
Welcome	ongoing	Greet students at door; hear pleased/troubled	none
1 Readiness Options	up to 10	A. <i>Doctor/Nurse</i> B. <i>Circle of Friends</i>	toy doctor's bag, stethoscope, bandages, toy thermometer, empty medicine bottle, cloth bandages, crutches, small flashlight small pieces of paper of two different colors
* Prayer and Praise *	up to 10	See page 73. *Prayer and Praise may be used at any time during the program.	
2 Bible Lesson	up to 20	Experiencing the Story	bandages, Bible-times costumes, child actors, donkey prop
		Bible Study	Bible
		Memory Verse	Bible
3 Applying the Lesson	up to 15	<i>Colorful Collage</i>	old magazines, scissors, paper, glue sticks
4 Sharing the Lesson	up to 15	<i>"Love Your Neighbor" House</i>	house pattern (see p. 77), paper, scissors, crayons

be exactly as represented. The priest and the Levite who had passed by on the other side were in the company that listened to Christ's words" (*The Desire of Ages*, p. 499).

"God in His providence had brought the priest and the Levite along the road where the wounded sufferer lay, that they might see his need of mercy and help. All heaven watched to see if the hearts of these men would be touched with pity for human woe" (*ibid.*, p. 500).

"Christ has shown that our neighbor does not mean merely one of the church

or faith to which we belong. It has no reference to race, color, or class distinction. Our neighbor is every person who needs our help" (*ibid.*, p. 503).

Room Decorations

Continue with the Israelite home and Temple from last week. If desired, add a road made out of brown paper, with real rocks and greenery beside it. Make a donkey prop by using two chairs pushed together facing each other. The donkey prop will be used for Experiencing the Story and may also be used for Lesson 9.

Teaching the Lesson

Welcome

Welcome children at the door. Ask how their week has been—what they are pleased/troubled about. Listen to last week’s memory verse and encourage them to share any experiences from last week’s lesson study. Have them begin the readiness activity of your choice.



Readiness Activities

Select the activity most appropriate for your situation.

A. Doctor/Nurse

Have the children use various items as they pretend to be doctors or nurses by “taking care” of each other.

Debriefing

Allow response time as you ask: **Did you have fun pretending you were helping someone feel better? Who takes care of you when you are sick? When you are hurt? Today our story is about a man who took care of an injured person that he didn’t even know. Should we show love and concern for people who need our help? Even if they are different from us? That makes me think of today’s message:**



God wants us to show love to everyone.

Say that with me.

You Need:

- toy doctor’s bag
- toy or real stethoscope
- adhesive bandages
- toy thermometer
- empty medicine bottle
- cloth bandages
- crutches
- small flashlight

B. Circle of Friends

Distribute a colored paper to each child. Try to have fairly even numbers of each color. Tell the children to welcome one another to Sabbath School (by saying “Hi,” shaking hands, giving a hug, etc.)—except that they can greet only the other children who have papers the same color as theirs. Allow time; then tell them that they can greet anyone, no matter what color paper they have.

Debriefing

Allow response time as you ask: **How did it feel when some of your friends ignored you because your paper was the wrong color? Have you ever felt as if you were left out because there was something different about you? Our Bible story today is about someone who**

You Need:

- small pieces of paper, half of them one color, half another

helped a wounded man even though that man was from a different country and wasn't part of his circle of friends. Whom does God's circle of friends include? To whom does God want us to show love? Today's message is:



God wants us to show love to everyone.

Say that with me.

PRAYER AND PRAISE



Fellowship

Report the students' joys and sorrows (pleased and troubled) as reported to you at the door (as appropriate). Allow time for sharing experiences from last week's lesson study, and review the memory verse. Acknowledge any birthdays, special events, or achievements. Give a special warm greeting to all visitors.

Suggested Songs

"I Want to Be Like Jesus" (*Little Voices Praise Him*, no. 194)

"Let Us Do Good to All Men" (*Little Voices Praise Him*, no. 265)

"Let Us Do Good" (*Little Voices Praise Him*, no. 263)

"Our Church Is a Family" (*Little Voices Praise Him*, no. 257)

Mission

Say: **Many people in the world are lonely and hurting and don't know that Jesus has a family of people who love Him. Missionaries tell and show people how Jesus loves them. Let's read about one.**

Use a story from *Children's Mission*.

Offering

Say: **When you bring your money, you are helping other people become part of God's family.**

Prayer

Hold up each picture and ask: **Does God want this person to be part of His family? Let's ask God to help us tell all kinds of people that He wants them to be in His family.** Pray a short prayer emphasizing the desire to treat others as Jesus would.

*Prayer and Praise may be used at any time during the program.

You Need:

- pictures of people of different ethnic back-grounds



Bible Lesson

Experiencing the Story

You Need:

- adhesive and gauze bandages
- Bible-times costumes
- child actors
- donkey prop (see Room Decorations)

Act out the story with children acting as the traveler, robbers, two priests, innkeeper, and the Samaritan.

One day Jesus was talking to a crowd of people when a teacher of the law asked Him a question. "What do I have to do to live forever?"

"What does it say in the law?" Jesus asked kindly.

"The law says to love the Lord God with all your heart," the man answered. "The law says to love your neighbor as you love yourself."

"That's exactly right!" Jesus exclaimed.

"But who is my neighbor?" the teacher asked.

Jesus then told this story to the people.

"A man was traveling from Jerusalem to the city of Jericho," He began. "You all know that dangerous road. It goes down through the mountains where nobody lives. Robbers like to hide in the caves and rocks there." [*"Traveler" walks slowly across the room.*]

The people nodded. They all knew which road Jesus was talking about.

"Well," Jesus said, "a group of robbers attacked the traveler. They tore off his clothes. They beat him. They stole his money and everything he had with him. Then the robbers left him lying there on the road almost dead." [*Remind the "robbers" to be gentle.*]

The people nodded again. They knew all about the robbers on the Jericho road.

"Along came a priest," Jesus said. [*"Priest" walks by the wounded man.*]

"He saw the poor man, crumpled and bleeding. But the priest pretended that he didn't see him. He turned his head. He walked on by on the other side of the road.

"A little while later a Levite came by," Jesus went on. [*The "Levite" walks by the wounded man.*] "He may have heard the poor traveler moaning in pain. The Levite tiptoed over to take a look. The man was so dirty and grubby and bloody! The Levite wrinkled up his nose and hurried away. He didn't want to be bothered.

"Not long after that, a Samaritan man riding a donkey came down the road. [*"Samaritan" walks/rides. Stops at wounded man.*] Remember that a Samaritan man and a man from Jerusalem usually weren't friends. *Poor man* he may have thought to himself when he saw the injured man. The Samaritan hurried over to see if there was something he could do to help.

"The Samaritan knelt down beside the wounded man. [*"Samaritan" treats the wounded man.*] He carefully washed his cuts and put bandages on them. Then he helped the poor traveler up onto his own donkey and slowly led the donkey to town.

"The Samaritan took the poor traveler to an inn. [*"Samaritan" helps "traveler" to the "innkeeper."*] 'Please take care of this man,' he said to the innkeeper. 'Please

feed him, and call a doctor to come and care for him. Here is some money to pay for his care. If it is not enough, I will give you more when I come back on my way home.”

When Jesus finished the story, He looked at the man who had asked Him the question. Jesus now had a question for the man. “Which one of those three men was a neighbor to the traveler that the robbers attacked?”

The man knew the answer. It was easy. “The one who took care of him,” he answered.

“That’s exactly right!” Jesus said with a big smile. “Go, and do the same.”

Jesus taught us to show love to *everyone*. It doesn’t matter what they look like or talk like or smell like; Jesus asks us to help our neighbor. Our neighbor is anyone who needs our help. Remember what Jesus said: “Go, and do the same!”

Debriefing

Allow response time as you ask:
Did you enjoy acting out the story? Who didn’t help the wounded man? Who did? Why did the Samaritan help someone who wasn’t his friend?

Does Jesus love only a certain kind of people? How do you know? Who is your neighbor? Remember . . .



God wants us to show love to everyone.

Say that with me.

Bible Study

Open your Bible to Luke 10:25-37. Point to the text and say: **Here is where we find today’s story in God’s Word, the Bible.** Read verses 30-36 aloud, paraphrasing as necessary.

You Need:

Bible

Debriefing

Allow response time as you ask: **Who is your neighbor? Is it only the person who lives next door to you? Jesus says that anyone who needs your help is your neighbor. Remember our message . . .**



God wants us to show love to everyone.

Say that with me.

Memory Verse

Turn to Luke 10:27. Hold the Bible so that the children can see the verse. Say: **This is where our memory verse is found in God’s Word, the Bible.** Read the text aloud. **“Love your neighbor as yourself” (Luke 10:27, NIV).**

Have the students repeat the verse after you, using the following motions:

You Need:

Bible

“Love

Cross arms over your chest.



your neighbor as yourself.”

Point to others.



Point to self.



Luke 10:27

Palms together, then open.



3

Applying the Lesson

Colorful Collage

You Need:

- old magazines
- scissors
- paper
- glue sticks

Distribute the old magazines. Ask the children to cut out and glue onto their paper as many pictures of different people as they can find.

Debriefing

Allow response time as you ask: **Will you show me your col-**

lages? Let's look at all the different people. Ask the children to identify differences, such as hair colors, clothing, facial expressions, skin tones, etc.

Today we heard about a man who showed love to someone who wasn't his friend. Jesus tells us that we should show love to our neighbor. Our neighbor is anyone who needs help, even if they are different from us in some way. Remember, today's message is:



God wants us to show love to everyone.

Say that with me.

4

Sharing the Lesson

"Love Your Neighbor" House

You Need:

- house pattern (see p. 77)
- paper
- scissors
- crayons

Make a copy of the house pattern (see page 77) for each child. Have the children color them and cut them out. (Make your own house pattern if your local houses are different from that in the pattern.)

Debriefing

Allow responses while you ask: **What does the house say on it? Who is your neighbor? Take your house with you today and share it with a "neighbor," someone you want to tell about Jesus' love. Remember . . .**




God wants us to show love to everyone.

Say that with me.

Closing

Pray that the children will remember to show love to others as God does.

House Pattern
Lesson 7 - Sharing the Lesson



Who Is Your Neighbor?

References

Luke 10:25-37;
The Desire of Ages,
 pp. 497-505

Memory Verse

“Love your neighbor as yourself”
 (Luke 10:27, NIV).

The Message

God wants us to show love to everyone.

Who is your neighbor? Is it the person who lives next door to you? Jesus said that to be a good neighbor means more than that!

One day Jesus was talking to a crowd of people. A teacher of the law in the crowd asked Him a question. “What do I have to do to live forever?”

“What does it say in the law?” Jesus asked kindly.

“The law says to love the Lord with all your heart,” the teacher answered, “and love your neighbor as you love yourself. But who is my neighbor?”

Then Jesus told this story.

“A man was traveling from Jerusalem to the city of Jericho. You all know that dangerous road. Robbers like to hide there.”

The people nodded. They all knew which road Jesus was talking about.

“Well,” Jesus said, “a group of robbers attacked the traveler. They tore off his clothes. They beat him. They stole his money. Then they left him lying there, almost dead.

“Along came a priest,” Jesus said. “He saw the poor man, beaten and bleeding. But he turned his head and walked by on the other side of the road.

“A little later a Levite came by. He may have heard the poor traveler moaning in pain. The man was so dirty and

bloody! The Levite wrinkled up his nose and hurried away.

“Not long after that, a Samaritan man riding a donkey came down the road. The Samaritan rushed over to see if he could help.

“The Samaritan knelt down beside the wounded man. He carefully washed his cuts and put bandages on them. Then he helped the poor traveler up onto his own donkey and slowly led the donkey to town.


“The Samaritan took the injured man to an inn. ‘Please take care of this man,’ he said to the innkeeper. ‘Here is some money. If you spend more, I will give you more when I come back.’”

Then Jesus looked at the teacher. “Which of those three men was a neighbor to the traveler?” He asked.

The man knew the answer. “The one who took care of him,” he answered.

“That’s exactly right!” Jesus said with a big smile. “Go, and do the same thing.”

It doesn’t matter what people look like or talk like or smell like. Jesus asks us to help our neighbor—anyone who needs help. Let’s be like the good Samaritan.



Do and Say

Sabbath

Each day this week, read the lesson story together, and review the memory verse by using the following motions.

“Love Cross arms over your chest.

your neighbor. Point to others.

as yourself.” Point to self.

Luke 10:27. Palms together, then open.

Sunday

Together, read Luke 10:25-37. Say: “We call this ‘The Good Samaritan’ story. Why was the Samaritan man good? Do you think it mattered to him where the wounded man was from?”

Help your child name and count people they know who are from different countries.

Monday

Have your child share their “Love Your Neighbor” House made in Sabbath School. (Or help them draw a picture of a house and write the memory verse on it.) Let them share it with a “neighbor” and tell that person the Bible story.

Thank Jesus for His love that you can share with others.

Tuesday

Look in magazines or books for pictures of people from different countries. Notice

their different clothing, hair and skin color, etc. Then talk about how they are similar to you.

Ask Jesus to help you show love to everyone, no matter where they live.

Wednesday

Ask your child to name some people who do helping jobs for others (doctor, nurse, firefighter, police officer, missionary pilot, pastor, etc.). Have your child role-play their favorite one. If possible, visit a fire station and thank the firefighters for the work they do.



Thursday

Have your child put an adhesive bandage on you while you tell them about a time God used someone to help you.

Sing a song about loving or helping others.

Friday

Act out the story, using bandages or strips of cloth, a blanket, a pillow, etc.

Plan to do something to help somebody. For example, drop off some food at a food bank, or visit a nursing home.

