


LESSON



Jesus Loves Me

WORSHIP

We praise Jesus for what He has done for us.

References

Luke 22:39-46, 54-23:25; *The Desire of Ages*, pp. 685-715, 723-740.

Memory Verse

“You are worthy, . . . God, to receive glory and honor and power” (Revelation 4:11, NIV).

Objectives

The children will:

Know that Jesus loves us so much that He suffered for us.

Feel sorry because people did cruel things to Jesus.

Respond by telling someone that Jesus loves them too.

The Message



We praise Jesus for doing hard things for us.

Getting Ready to Teach

The Bible Lesson at a Glance

Jesus and His disciples are in the Garden of Gethsemane. He knows that He will soon have to die. He asks His friends to pray with Him, but they fall asleep. He fears separation from His Father. God sends an angel to comfort Him. Jesus tells God that He is willing to do whatever He has to do. Soldiers take Jesus away. They mistreat Him, hit Him, and call Him names. Peter denies knowing Jesus. The crowd shouts cruel things

at Him, but Jesus doesn't fight back. Instead He has compassion on them.

This is a lesson about worship.

Jesus went through terrible things for us. He was abandoned and denied by friends, betrayed by a disciple, tortured and mocked by those He created, and subjected to the thought that He might be separated from His Father for eternity. Because Jesus loved us so much, He endured all this to save us.

ELEVEN

Program Outline			
LESSON SECTION	MINUTES	ACTIVITIES	MATERIALS NEEDED
Welcome	ongoing	Greet students at door; hear pleased/troubled	none
1 Readiness Options	up to 10	A. <i>Prayer Clocks</i> B. <i>Juggling</i>	paper plates, marker, pencils, construction paper, scissors, paper fasteners three small balls
* Prayer and Praise*	up to 10	See page 113. *Prayer and Praise may be used at any time during the program.	
2 Bible Lesson	up to 20	Experiencing the Story	adult male in Bible-times costume
		Bible Study	Bible
		Memory Verse	Bible
3 Applying the Lesson	up to 15	<i>Hard Things I'll Do for Jesus</i>	large paper or poster board or white board or chalkboard, marker or chalk
4 Sharing the Lesson	up to 15	<i>Crown of Thorns Door Hanger</i>	small paper plates, colored construction paper, scissors, marker, glue

Teacher Enrichment

"Christ . . . suffered in proportion to the perfection of His holiness and His hatred of sin" (*The Desire of Ages*, p. 700).

"To see how his disciple would sacrifice his integrity, and deny his Master, wounded the heart of Jesus. Then the Lord turned, and looked on Peter with a look of pitying compassion mingled with grief, and that look broke Peter's heart. . . . Jesus saw the anguish of his heart, and forgave Peter for his sin. Thus it is whenever a sinner draws nigh to God in repentance and contrition of soul, Jesus draws nigh to him; for when

a soul repents, it is an evidence that Jesus is drawing him to Himself" (Ellen G. White, "The Privilege of the Follower of Christ," *Advent Review and Sabbath Herald*, July 12, 1892).

What difference does it make in your life to know that Jesus suffered all of this for you?

Room Decorations

Continue to use the Israelite home and Temple decorations from last week. Also have an area for a Garden of Gethsemane, with artificial trees, bushes, and flowers.

Teaching the Lesson

Welcome

Welcome children at the door. Ask how their week has been—what they are pleased/troubled about. Listen to last week's memory verse and encourage them to share any experiences from last week's lesson study. Have them begin the readiness activity of your choice.



Readiness Activities

Select the activity most appropriate for your situation.

A. Prayer Clocks

Beforehand, for each child, write clock hour numbers around the rim of a paper plate. In Sabbath School, trace the child's hand with fingers together on a piece of construction paper, and help them cut it out. Help them write (or write for them) on the hand: "Time to Pray." Help them use a paper fastener to attach the hand to the center of the plate so that the hand points outward toward a number. They can move their hand around the clock face.

Debriefing

Allow response time as you ask: **What numbers are on the clock? This is your prayer clock. It says "Time to Pray." When do you pray? When is a good time to pray? Today we'll hear a Bible story about Jesus praying in a garden. Jesus was praying for His disciples and for us. He was praying for Himself, too, because He was about to do something very hard. Because Jesus loves us, He did hard things for us. And we want to thank Him for that. Our message says:**



We praise Jesus for doing hard things for us.

Say that with me.

You Need:

- paper plates
- marker
- pencils
- construction paper
- scissors
- paper fasteners

B. Juggling

After you (or another adult) demonstrate, have the children try juggling the three balls.

Debriefing

Allow response time as you ask: **Did you have fun trying to juggle? Could you do it? Was it easy or hard? Hard things remind me of our Bible story today. It's about the hard things Jesus had to do for us. His friends left Him alone. And He was treated badly by some people. Jesus**

You Need:

- three small balls

went through all of that because He loves us. We want to praise Jesus for loving us so much. Today's message tells us something important:



We praise Jesus for doing hard things for us.

Say that with me.

PRAYER AND PRAISE



Fellowship

Report the students' joys and sorrows (pleased and troubled) as reported to you at the door (as appropriate). Allow time for sharing experiences from last week's lesson study, and review the memory verse. Acknowledge any birthdays, special events, or achievements. Give a special warm greeting to all visitors.

Suggested Songs

"Praise Him, Praise Him" (*Little Voices Praise Him*, no. 221)

"God Is So Good" (*Little Voices Praise Him*, no. 88)

"Thank You, Jesus" (*Little Voices Praise Him*, no. 243)

"Jesus Smiles and Forgives" (*Little Voices Praise Him*, no. 77)

Mission

Say: **Jesus did many hard things for us. And there are missionaries all over the world who are doing hard things because they love Jesus. Today we'll learn how (name) praises Jesus by working for Him.** Use a story from *Children's Mission*.

Offering

Say: **You brought your offering today so that others can learn how much Jesus loves them. Then they can also praise Jesus.**

Prayer

Say: **Today in our story we'll hear that Jesus was treated very badly and unfairly just because He loves us so much. Let's thank Him for loving us and doing hard things for us.**

*Prayer and Praise may be used at any time during the program.

2

Bible Lesson**Experiencing the Story****You Need:**

- adult male
- Bible-times costume for adult male

Have the same person from last week (dressed as Peter) tell the Bible story. Tell the children beforehand how to respond at the appropriate times, and give them a cue for when to do so. Have the children practice saying "But Jesus loved them" and "But Jesus loved you." You may want an adult to lead the children.

Read or tell the story.

Hi! I'm Peter. It's nice to see you again today. You'll remember that I'm one of Jesus' friends. I want to tell you about the night that Jesus was taken away from us. After our special supper together we all took a walk to one of Jesus' favorite places, a garden full of beautiful old olive trees. "We need to pray for strength against Satan," Jesus said. "Please pray with Me."

Jesus went to pray a little ways from us. He knew that He was going to die very soon. This was the reason God had sent Jesus to the world. He would die for everybody's sins. We heard Jesus praying. "Father," He prayed, "I don't want to suffer. But if it is Your will, I will do it." Jesus prayed and prayed throughout the night.

God sent an angel from heaven to speak kind words of comfort and hope to Jesus. Jesus knew then that He could do what God asked. He would do hard things for us.

When Jesus came back from praying, He found us all asleep. Can you believe that? Just when Jesus needed us most, we were sleeping! *[Children say, "But Jesus loved them!"]*

Well, the Jewish leaders and priests came with soldiers into the garden to get Jesus. They took Him to the high priest's big house. I followed far behind.

Jesus would have liked me to be with Him, but I was afraid. *[Children say, "But Jesus loved you!"]*

I followed them into the yard of the big house and went near the fire that the guards had built to warm themselves. A servant girl pointed to me and said, "That is one of Jesus' followers!"

My heart almost stopped! I was so afraid. "I don't even know Jesus!" I exclaimed. *[Children say, "But Jesus loved you!"]*

Three times people asked me if I knew Jesus, and all three times I said No! *[Children say, "But Jesus loved you."]*

On the other side of the courtyard Jesus heard my words. After the third time, He turned around and looked right at me. His eyes were filled with forgiveness and love. *[Children say, "But Jesus loved you."]*

Suddenly I felt terrible and ashamed. I ran out of the courtyard and cried.

When the sun began to come up, the leaders of the Jewish people gathered together. They wanted Jesus to die, because He said He was the Son of God. They thought that was the right thing to do to someone who called Himself God. *[Children say, "But Jesus loved them."]*

The Jewish leaders took Jesus to the Roman governor, Pilate, and told him lies about Jesus. Pilate didn't believe the lies, but he was afraid of the Jewish leaders, so he was afraid to let Jesus go. *[Children say, "But Jesus loved him."]*

Outside a great crowd of people screamed, "Kill Him! Kill Him!" *[Children say, "But Jesus loved them."]*

Finally Pilate agreed to do what the Jewish leaders and the crowd wanted. Pilate had a soldier beat Jesus, and then other soldiers took Him away. *[Children say, "But Jesus loved them."]*

The soldiers dressed Jesus in a purple robe like a king’s robe. They made a crown of thorns and put it on His head. They knelt down and pretended to honor Jesus—and then they spit on Him! [Children say, “But Jesus loved them.”]

Jesus didn’t try to get away. He didn’t fight back or argue about the lies being told about Him. Jesus’ heart was breaking with sadness, but He wasn’t angry at the leaders or the soldiers or the people in the crowd. Jesus forgave me and the others who loved Him but were scared.

Jesus was willing to do whatever He had to do to save us. Praise Jesus for the hard things He did to save us! Praise Jesus that He forgives us and loves us!

Debriefing

Allow response time as you ask:
How would you have felt if you were Peter and you had just told people you didn’t know Jesus? What would you have done if you had been surrounded by the crowd shouting to have Jesus killed?

What do you think about the way Jesus cared about the people who hurt him? His body was hurt, and people lied about Him. Jesus did those hard things for us so that we can be forgiven of our sins and be saved. Remember our message? Let’s say it together:



We praise Jesus for doing hard things for us.

Bible Study

You Need:

Bible

Open your Bible to Luke 22:39-46, 54–23:25. Point to the texts and say: **Here is where we find today’s story in God’s Word, the Bible.** Read selected verses aloud, paraphrasing as necessary.

Debriefing

Ask: **Where did Jesus go to pray? Whom did He ask to pray for Him? What did His friends do instead? How did the Jewish leaders treat Jesus? How did Jesus treat them? Jesus suffered for us because He loves us. He was willing to do whatever it took to save us from sin. I’m so glad that He did these hard things, aren’t you? Let’s say our message together:**



We praise Jesus for doing hard things for us.

Memory Verse

Turn to Revelation 4:11 and say: **And this is where we find our memory verse.** Read the text aloud. **“You are worthy, . . .**

God, to receive glory and honor and power.” Jesus is worthy of glory and honor and power because He is the Son of God and because He did the hard things for us to save us.

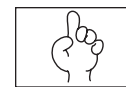
Teach the memory verse as outlined below.

You Need:

Bible

“You are worthy, . . . God,

Point upward.



to receive

With both hands, reach forward, then draw back.



glory and honor

Wiggle fingers while bringing hands from waist to chest.



and power.”

Put arms up as if showing arm muscles.



Revelation 4:11

Palms together, then open.



3

Applying the Lesson

Hard Things I'll Do for Jesus

You Need:

- large paper, or poster board, or white board, or chalkboard
- marker or chalk

I'm going to write on this board "Hard Things I'll Do for Jesus." Now you give me some ideas of things that you are willing to do for Jesus, even though they may be hard, because you love Him.

Such things may include: obeying mom or dad, being nice to siblings, eating healthy food they don't like, being nice to people who are not nice to them, helping with jobs such as emptying the trash, etc.

Debriefing

Allow response time as you ask:
How are these things like (or unlike) the hard things that Jesus did for us? How will these things help you to be more like Jesus? Do

you think that you can do some of these things this week? Why will you do them?

Jesus loves us so much that He did some very hard things for us. We praise Him for doing those hard things. If He hadn't done them, we wouldn't be forgiven of our sins and be saved. Let's say our message together:



We praise Jesus for doing hard things for us.

4

Sharing the Lesson

Crown of Thorns Door Hanger

Beforehand, for each child, cut out the middle of a small paper plate, leaving a one-inch to two-inch rim; cut out triangular “thorns” from different colored construction paper; cut strips of colored paper, and write “Praise Him” on it as a ribbon. Help the children glue the “thorns” onto the plate around the rim so they are poking outward. Have them glue the “Praise Him” ribbon on the bottom edge (see illustration).

of thorns to remind us of the one that the soldiers put on Jesus’ head. Jesus’ crown was made of real thorns that were very sharp. How do you think it would feel to have real thorns pushed into your head? This week you can share your crown with someone as you tell them about the hard things that Jesus did because He loves us. Let’s say our message together one last time:

You Need:

- small paper plates
- colored construction paper
- scissors
- marker
- glue sticks

Debriefing

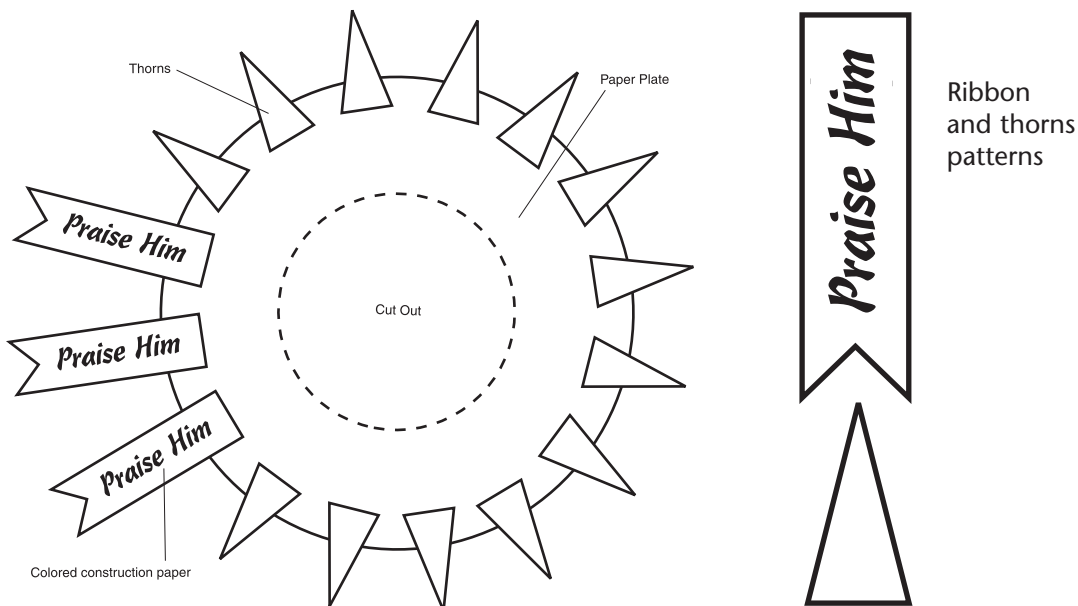
Say: **You’ve just made a crown**



We praise Jesus for doing hard things for us.

Closing

Say: **Dear Jesus, thank You so much for doing the hard things that You did for us. Please help us to do hard things for You. We love You. Amen.**



Crown of Thorns sample

STUDENT LESSON

Jesus Loves Me

References

Luke 22:39-46,
54-23:25; *The
Desire of Ages*,
pp. 685-715,
723-740

Memory Verse

"You are worthy,
. . . God, to
receive glory
and honor and
power" (Reve-
lation 4:11, NIV).

The Message

We praise
Jesus for
doing hard
things for us.

Have you ever had to do something really hard? Jesus did something really difficult for you.

After sharing supper, Jesus and the disciples walked to a garden. "Pray for Me," Jesus said to His friends. Then He went a little ways away to pray. He knew He would die very soon.

"Father," He prayed, "I don't want to suffer, but if it is Your will, I will do it."

God sent an angel to encourage Jesus with words of comfort and hope.

When Jesus went back to His friends, He found them sleeping—just when Jesus needed them most.

There in the middle of the night Jewish leaders came with soldiers to arrest Jesus and take Him to the high priest.

Peter followed. He slipped into the yard and sat near the fire the guards had built. A servant girl saw him. "That is one of Jesus' followers!" she said, pointing at him.

Peter was afraid. "I don't even know Jesus!" he exclaimed.

Soon a man stared at Peter. "You must be one of Jesus' special friends," he commented.

"I am not!" Peter insisted.

Later another man studied Peter's face. "This must be one of Jesus' disciples," he said.

"I don't know what you are talking about!" Peter shouted.

Jesus heard. He looked at Peter with eyes filled with love and forgiveness.

Peter felt terrible. He was so ashamed! He hurried away, crying bitterly.

The guards put a blindfold on Jesus. One hit Him as the others shouted, "If You are a prophet, tell us who hit You!"

The Jewish leaders gathered together. "Are You the Messiah?" they asked Jesus.

Jesus answered them, "I will soon be sitting at God's right hand."


The leaders' faces showed their anger. They wanted Jesus to die! Right then! They thought that should happen to someone who called Himself God. But the Jewish leaders had to get permission from the Roman governor, Pilate.

The leaders led Jesus to Pilate's palace. Pilate didn't believe the lies they told about Jesus,

but he was afraid of the Jewish leaders. Finally Pilate agreed to do what they wanted. "Take Him away!" he ordered.

Soldiers began to make fun of Jesus. They dressed Jesus in a purple robe. They made a crown of sharp thorns and put it on His head. They knelt down and pretended to honor Jesus, and then they spit on Him!

But Jesus didn't fight back. His heart was breaking, but He wasn't angry at the leaders or the soldiers. He forgave them because He loved them. Jesus would die for all people. Jesus would die for you and me.



Do and Say

Sabbath

Each day this week, read the lesson story together, and review the memory verse.

“You are worthy, . . . Point upward.

. . . God,

to receive With both hands, reach forward, then draw back.

glory and honor . . . Wiggle fingers while bringing hands from waist to chest.

and power.” Show arm muscles.

Revelation 4:11. . . . Palms together, then open.


Sunday

Help your child draw an angry face. On another paper, draw a heart with “Jesus” written on it. Read the Bible story. Have them hold up the angry face when someone is not nice to Jesus; then the heart for Jesus’ response. Talk about why Jesus was not mean to the people who hurt Him.

Monday

Have your child share their Crown of Thorns door hanger with someone and tell them about the crown of thorns that Jesus wore.

Carefully feel some thorns or a needle. Ask: “What do you think the crown felt like on Jesus’ head? Why did Jesus wear that for you?”



Tuesday

Help your child make a paper crown of thorns. Talk about the pain Jesus suffered from the crown of thorns.

Sing “Oh, How He Loves You and Me”; then thank Jesus for suffering for your family.



Wednesday

Ask your child to tell about something naughty they’ve done. Write it on paper. Help your child ask Jesus to forgive them. Explain: “When Jesus forgives us, He doesn’t think of what we’ve done anymore. It’s a bit like throwing our sin away.” Have your child throw the paper in the trash.

Thursday

Ask your child to make a face to show how these people looked: Jewish leaders, Peter, guards, and soldiers. Now have your child make Jesus’ expression. What is it? (love, forgiveness)

Sing “Oh, Friend, Do You Love Jesus?” with the ending “because He died for me.” Thank Jesus for giving Himself to die for your family.

Friday

Help your child make a crown for each family member. Tell the lesson story. Talk about the crown King Jesus wears now and the crowns He will give us when He comes again. Wear your crowns as you sing praise songs.