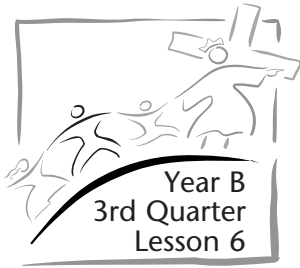


LESSON



Little Maid Serves God

SERVICE

God teaches us how to serve.

References

2 Kings 5:1-8; *Prophets and Kings*, p. 246.

Memory Verse

"May . . . God . . . strengthen you in every good deed and word" (2 Thessalonians 2:16, 17, NIV).

Objectives

The children will:

Know that they serve God with their actions and words.

Feel excited about telling others about God.

Respond by sharing about God with their actions and words.

The Message



We serve God by what we do and say.

Getting Ready to Teach

The Bible Lesson at a Glance

The little girl that Naaman took from Israel turns out to be a very good helper for his wife. She is an obedient, kind, and diligent servant. They notice that her actions speak loudly and clearly of her belief in her God. Little Maid tells Captain and Mrs. Naaman about how God can use His servant Elisha to heal Captain Naaman of his leprosy.

This is a lesson about service.

We can serve others by our actions and our words that tell of God. People notice what we do and say, and whom we represent.

Teacher Enrichment

"A slave, far from her home, this little maid was nevertheless one of God's witnesses, unconsciously fulfilling the

SIX

Program Outline			
LESSON SECTION	MINUTES	ACTIVITIES	MATERIALS NEEDED
Welcome	ongoing	Greet students at door; hear pleased/troubled	none
1 Readiness Activities	up to 10	A. <i>Felt or Puppet Center</i> B. <i>How Do We Serve God?</i> C. <i>Joyful Sounds</i>	felts and felt board, or puppets (optional) none none
* Prayer and Praise*	up to 10	See page 63. *Prayer and Praise may be used at any time during the program.	
2 Bible Lesson	up to 20	Experiencing the Story	Bible felts, felt board
		Bible Study	Bible
		Memory Verse	Bible
3 Applying the Lesson	up to 15	<i>Scenarios</i>	none
4 Sharing the Lesson	up to 15	<i>Secret Message Butterfly</i>	Butterfly pattern (see p. 146), paper, pen, chenille sticks or pipe cleaners, crayons, scissors, tape

purpose for which God had chosen Israel as His people. As she ministered in that heathen home, her sympathies were aroused in behalf of her master" (*Prophets and Kings*, p. 244).

"He who sent Philip to the Ethiopian councilor, Peter to the Roman centurion, and the little Israelitish maiden to the help of Naaman, the Syrian captain, sends men and women and youth today

as His representatives to those in need of divine help and guidance" (*Conflict and Courage*, p. 332).

Are you leading someone to Christ by your words and actions? Do your Sabbath School children see your love for Jesus in what you say and do?

Room Decorations

See Lesson 5.

Teaching the Lesson

Welcome

Welcome children at the door. Ask how their week has been—what they are pleased/troubled about. Encourage them to share any experiences from last week's lesson study. Have them begin the readiness activity of your choice.



Readiness Activities

Select the activity most appropriate for your situation.

A. Felt or Puppet Center

You Need:

- felts and felt board or puppets

Help the children use felts or puppets. Suggest situations to role-play that involve serving God by our actions and words (being kind, telling others about God, sharing, helping, etc.).

Debriefing

Allow response time as you ask: **Did your felts (or puppets) find ways to share God with others? What did they do? Today we'll learn more about how Little Maid showed Captain Naaman and his wife about God. Our message for today is:**



We serve God by what we do and say.

Say that with me.

B. How Do We Serve God?

Help the children take turns acting out ways in which they can serve God with actions and words. (comforting someone; giving water to someone; sharing toys; saying encouraging words; etc.) The other children should guess what each child does.

Debriefing

Allow response time as you ask: **What do you think about helping others know about God by what you do or say? Are you serving God when you are kind to someone? What other ways can you serve God? (Talk about Him, be helpful, be unselfish, be obedient, etc.) We can serve God by what we do and say to others. Today we'll learn more about how Little Maid showed Captain Naaman and his wife about God. Our message for today is:**



We serve God by what we do and say.

Say that with me.

C. Joyful Sounds

Have the children sit in a circle. (Large class: form several circles.) Say: **Think about the happiest sound you can make.** Ask the first child to turn to the child next to them and make their happiest sound. That child will copy the sound to the next child and so on around the circle. At the end everyone will make the sound together. Repeat with the second child's happiest sound.

Debriefing

Allow response time as you ask: **When do you make your happy sound?** (When I'm doing something I like to do, when something makes me happy, etc.) **Can you think of other happy sounds in the world?** (music, birds singing, crickets chirping, etc.) **Do you know that telling someone about God is a very happy sound? God loves to hear you serve Him that way. Today we'll learn more about Little Maid and Captain Naaman. Our message for today is:**



We serve God by what we do and say.

Say that with me.

PRAYER AND PRAISE



Fellowship

Report the students' joys and sorrows (pleased and troubled) as reported to you at the door (as appropriate). Allow time for sharing experiences from last week's lesson study and review the memory verse. Acknowledge any birthdays, special events, or achievements. Give a special warm greeting to all visitors.

Suggested Songs

"Jesus Wants Me for a Sunbeam" (*Little Voices Praise Him*, no. 202)

"Kind Lips" (*Little Voices Praise Him*, no. 310)

"Share the Good News" (*Little Voices Praise Him*, no. 312)

"This Little Light of Mine" (*Little Voices Praise Him*, no. 313)

"We Are His Hands" (*Little Voices Praise Him*, no. 314)

Mission

Use a story from *Children's Mission*.

Offering

Say: **We also serve God when we give Him our offerings.**

Prayer

Say: **Repeat after me: Thank You, Jesus, that we can serve You by doing things for others and by telling them about You. Amen.**

*Prayer and Praise may be used at any time during the program.



Bible Lesson

Experiencing the Story

You Need:

- Bible felts
- felt board

Use the appropriate Bible felts as you read or tell the story. Maybe the story of Little Maid and Captain Naaman happened like this.

The little slave girl, Little Maid, carefully lifted the perfume bottles and dusted underneath them. This was one job she especially liked to do. The bottles were so beautiful. They usually sparkled in the light that streamed through the bedroom windows. But not today.

Today the curtains were pulled across the windows. And Mrs. Naaman was sitting on her bed in the darkness. She was softly crying. And Little Maid knew why. Her husband, Captain Naaman, had leprosy. No one could make the leprosy go away. Leprosy made white spots on his skin. And he could not feel things with his fingers and toes. Mrs. Naaman was very, very sad.

The kind Little Maid tiptoed quietly over to the bed. "I wish Captain Naaman would go see the prophet in my country," she whispered. "Prophet Elisha would heal him of his leprosy."

Mrs. Naaman wiped her eyes. "What are you talking about, child?" she asked.

Little Maid sat down on a stool beside Mrs. Naaman's bed. She told Mrs. Naaman all about the prophet Elisha, who lived in Israel. She told her that the Lord of heaven worked miracles through the prophet Elisha. The little girl told her mistress stories she had learned from her parents about the true and living God.

Mrs. Naaman scooted off the bed. "Bring me some water to wash my face," she said. "I must go and talk to my husband."

Captain Naaman was a great friend of the king. He was the commander of

the king's army. So Captain Naaman told the king what the slave girl had told his wife.

"Go!" said the king. "Go and visit the prophet. I will send a letter to the king of Israel for you." So he wrote a letter to Israel's king. "With this letter I am sending my servant Naaman to you so that you may cure him of his leprosy" (2 Kings 5:6, NIV).

Captain Naaman took some gifts with him. He took silver and gold coins and 10 sets of beautiful clothes. These would be thank-you gifts.

But the king of Israel didn't care about Naaman's gifts. After he read the letter from the king of Syria and saw Naaman standing before him with leprosy, he was deeply troubled. The king of Israel knew he wasn't God. He knew that he couldn't heal Naaman. He didn't understand why the king of Syria thought he could. In those days if you were upset, you would tear your clothes, so that's what the king of Israel did. He tore his royal robes and grumbled.

Prophet Elisha heard that the king was so upset that he had torn his robes. So Elisha sent the king a message: "Why have you torn your robes? Have the man come to me, and he will know that there is a prophet in Israel." Prophet Elisha knew that the king couldn't heal Naaman. He knew that he couldn't heal Naaman either. But Prophet Elisha also knew that he represented God and that God could heal Captain Naaman.

Prophet Elisha and Little Maid both wanted Captain Naaman to know about the true God. Little Maid showed her love of God in every way as she helped Mrs. Naaman, and in everything that she said. She loved to share God with others.

Debriefing

Allow response time as you ask: **How do you think Little Maid felt about Captain Naaman being sick?** (She felt sad, sorry for him; she wanted to help.)

What did Little Maid suggest that Captain Naaman should do? (go to the prophet in Israel to be cured)

Do you think Naaman believed he could be cured by Little Maid’s God? (probably so) **He probably believed her, because he did what she suggested. He had seen what kind of person she was—kind, loving, patient, obedient, and a cheerful worker.**

Naaman and his wife knew that Little Maid worshipped and prayed only to her God. Little Maid had told them things about her God. Naaman listened to what a little girl told him to do.

Bible Study

You Need:

Bible

Open your Bible to 2 Kings 5:1-8. Point to the verses and say:

This is where today’s story is found in the Bible. Read the verses aloud, paraphrasing as necessary.

Debriefing

Allow response time as you ask: **What disease did Naaman have?** (leprosy) **What did Little Maid tell Mrs. Naaman her husband should do?** (go see the prophet in her country)

Why was the king of Israel upset with the letter he got from the king of Syria? (Because the letter said that Naaman was coming to Israel to be cured of leprosy, and the king knew he couldn’t cure him.)

What did Elisha say when he heard about the king getting upset? (He sent a message to the king of Israel telling him to send Naaman to him so God could cure him.)

Little Maid did a good job of serving God by sharing Him with others. She had shared God by how she acted, and by what she said.

Do you remember our message? Let’s say it together:



We serve God by what we do and say.

Memory Verse

Turn to 2 Thessalonians 2:16, 17 and say: **This is where we find our memory verse in God’s Word, the Bible.** Read the text aloud. **“May . . . God . . . strengthen you in every good deed and word.”** Then proceed to teach the memory verse as outlined below.

Teach the children the following actions for the words in their memory verse:

You Need:

Bible

May . . . God . . . Point upward.



strengthen you Arms up, fists closed, make muscles.



in every good deed Palms up, hands outstretched.



and word. Point to mouth.



2 Thessalonians 2:16, 17 Palms together, then open.



3

Applying the Lesson**Scenarios**

Ask the children how they could serve after you read each scenario or have them act them out.

1. **Your friend Juliana falls down and scrapes her knee. How can you serve God?** (Help Juliana get up; comfort her; get a bandage; get help.)
2. **Your friend Jonathan tells you he is really sad because his pet rabbit died. How can you serve God?** (Comfort Jonathan with a hug or a prayer; say encouraging words such as "Jesus knows how you feel"; share your toys.)
3. **You see your grandma trying to bend down to pick up something she dropped, but she can't quite get it. How can you serve God?** (Pick it up for her.)
4. **Your uncle Fred's office told him he can't work there any more. Uncle Fred is sad and worried about finding a new job. How can you serve God?** (Remind Uncle Fred that God loves him and will take care of him; pray with him to find a new job; comfort him with a hug or encouraging words.)
5. **Your mother asks you to set the table for dinner. You are right in the middle of putting a puzzle together. How can you serve God?** (Obey quickly and cheerfully.)
6. **Your neighbor just had surgery. He is home now, but still stays in bed most of the time. How can you serve God?** (Draw a get-well card for your neighbor; help your mother or father make some food for him; phone him to say you hope he feels better soon, and that you are praying for him; pray for his fast recovery.)
7. **Your friend from down the street doesn't go to church. Your church is having a Vacation Bible School in a few weeks. How can you serve God?** (Invite your friend to come with you.)
8. **Your father has lost his keys. He's looked all over. How can you serve God?** (Help your father look; pray with him; say encouraging words.)

Debriefing

Allow response time as you ask: **Do you think you can find ways to serve God this week? Remember that Little Maid served God by what she said and did. We can serve God that way also.**

Keep your eyes and ears open for ways to serve God. As our memory verse says, God can help you to be a strong servant for Him in whatever you do and say. Let's say our message together:



We serve God by what we do and say.

4

Sharing the Lesson

Secret Message Butterfly

You Need:

- Butterfly pattern (see p. 146)
- paper
- pen
- chenille sticks or pipe cleaners
- crayons
- scissors
- tape

Message Butterfly to take home and share with someone. Have them roll the secret message paper into a scroll. Then tape it to the butterfly's body. Have the children color the butterfly and cut

In advance, make a copy of the Butterfly pattern (see page 146) for each child.

Distribute the pattern and one chenille stick or pipe cleaner to each child. Write a secret message on paper, such as "God Loves You," and copy one for each child.

Tell the children they are going to make a Secret

it out. (Taken from *Come Meet Jesus Program Guide* [Ages 4-7], copyright © 1998 by Review and Herald Publishing Association, p. 51.)

Debriefing

Allow response time as you ask: **Do you know who you want to share your Secret Message Butterfly with? You will be serving God by doing something nice for them and by telling them about God in your secret message. You can also tell them about Little Maid and how she served God by what she did and said. Let's say our message together one last time:**



We serve God by what we do and say.

Closing

Sing "Good-bye Prayer" (*Little Voices Praise Him*, no. 44). Say a prayer similar to the following: **Thank You, Jesus, that we can serve You by what we do and say. Help us to remember that. Amen.**

STUDENT LESSON

Little Maid Serves God

References

2 Kings 5:1-8;
Prophets and Kings, p. 246

Memory Verse

“May . . . God . . . strengthen you in every good deed and word”
 (2 Thessalonians 2:16, 17, NIV).

The Message

We serve God by what we do and say.

Do you know how to serve God? Little Maid served God by what she did and said. This is how it may have happened.

The little slave girl, Little Maid, carefully lifted the perfume bottles and dusted them. The bottles usually sparkled in the light that streamed through the bedroom windows. But not today.

Today the curtains were closed. And Mrs. Naaman was sitting on her bed in the darkness, crying softly. Little Maid knew why. Captain Naaman had leprosy. No one could make the leprosy go away. The leprosy made white spots on his skin. And he could not feel things with his fingers and toes. Mrs. Naaman was very, very sad.

Little Maid tiptoed quietly to the bed. “I wish Master Naaman would go to see the prophet in my country,” she whispered.

“Prophet Elisha would heal him of his leprosy.”

Mrs. Naaman wiped her eyes. “What are you talking about, child?” she asked.

So Little Maid told Mrs. Naaman all about the prophet Elisha, who lived in Israel. “The Lord of heaven works miracles through the prophet Elisha,” she said. Then Little Maid told Mrs. Naaman all she had learned from her parents about the true and living God.

Mrs. Naaman scooted off the bed. “Bring me some water to wash my face,” she said. “I must talk to my husband.”

Captain Naaman was the commander of the king’s army. So Naaman told the

king what Little Maid had told his wife. “Go!” said the king. “Go and visit the prophet. I will send a letter to the king of Israel for you.”

Captain Naaman took silver and gold coins and 10 sets of beautiful clothes with him. These would be gifts to people in Israel who helped him.

But when the king of Israel read the letter from the king of Syria, he was deeply troubled. The king of Israel knew he couldn’t heal Naaman. He didn’t understand why the king of Syria thought he could. He was worried. What if Naaman wasn’t healed? Would the king of Syria attack Israel again?

Prophet Elisha heard about Naaman’s visit. Elisha

sent Israel’s king a message. “Why are you so upset? Have Naaman come to me, and he will know that there is a prophet in Israel.” Prophet Elisha knew that he couldn’t heal Captain Naaman, but God could.

Prophet Elisha and Little Maid both wanted Captain Naaman to know about the true God. Little Maid showed her love of God as she helped Mrs. Naaman and in everything she said. She loved to share God with others.

You can serve God too by what you do and say. That is how others will know that you love God.



Do and Say

Sabbath

Each day this week, read the lesson story together and review the memory verse.

May . . . God Point upward.

strengthen you Arms up, fists closed, make muscles.

in every good Palms up, hands out-stretched.

and word. Point to mouth.

2 Thessalonians Palms together, then open.
2:16, 17


Sunday

Encourage your child to share the Secret Message Butterfly made in Sabbath School with someone and tell them about Little Maid. (Or help them write a secret message, such as "God loves you," to someone.)

Monday

Read together 2 Kings 5:1-8. Ask: How did Little Maid serve God? Did Naaman think God could heal him? Did Little Maid serve God by what she did and said?


Plan a way you and your child can serve God this week by helping an elderly neighbor or friend.



Tuesday

Sing "Jesus Wants Me for a Sunbeam" (*Little Voices Praise Him*, no. 202).

Let your child call or visit a friend or neighbor who is sick and tell them, "God loves you and so do I." Pray for that person today.



Wednesday

Take turns acting out ways in which we can serve God with our actions and our words. (Comforting someone, sharing toys, etc.) Guess what the other person is acting out. Decide on one thing and do it today.

Thursday

Help your child draw a happy face 😊 and a sad face ☹️. Then hold up the appropriate face as you read the lesson and relate the happy and sad events. Say: Naaman heard from Little Maid that God could heal him. Do you think that made him happy?

Sing "This Little Light of Mine" (*Little Voices Praise Him*, no. 313).

Friday

Act out the Bible story with your family. Use white sticker circles or chalk dots to represent leprosy on whoever plays Naaman.

Sing helping songs. Thank God you can do or say nice things to others. Ask Him to help your family always to be ready to serve Him.