


# LESSON



## “Wake Up, Little Girl!”

**SERVICE** We serve God when we care for others.

### References

Mark 5:21-43; *The Desire of Ages*, pp. 342, 343.

### Memory Verse

“I pray that you may enjoy good health” (3 John 2, NIV).

### Objectives

#### The children will:

**Know** that God wants them to pray for others.

**Feel** that God hears their prayers for others.

**Respond** by doing all they can to care for those who are sick, including praying for them.

### The Message



We serve God when we pray for the sick.

## Getting Ready to Teach

### The Bible Lesson at a Glance

Jairus' daughter is very sick. Jairus and his wife do all they can to make her well, but she doesn't get any better. So Jairus finds Jesus and begs Him to heal her. Jesus decides to go with him, and they start back to Jairus' house. On the way a servant comes and tells Jairus that his daughter has died, and that he shouldn't bother Jesus anymore. But Jesus tells Jairus

to have faith, and they continue walking. Jesus enters the house, finds that the girl is dead, and brings her back to life.

### ***This is a lesson about service.***

Praying for those who are sick is an act of service—to them and to God. He listens when we pray for those who are suffering. He uses our prayers as one way to comfort the sick.

# ONE

<b>Program Outline</b>			
LESSON SECTION	MINUTES	ACTIVITIES	MATERIALS NEEDED
<b>Welcome</b>	ongoing	Greet students at door; hear pleased/troubled	none
<b>1</b> <b>Readiness Options</b>	up to 10	A. <i>Prayer Request Box</i>  B. <i>Prayer Request Center</i>  C. <i>Hide-and-Seek Activity</i>	shoe box, white paper circles, glue, crayons or colored markers or colored pencils white paper circles (one to two per child), art supplies none
<b>*</b> <b>Prayer and Praise*</b>	up to 10	See page 17. <b>*Prayer and Praise</b> may be used at any time during the program.	
<b>2</b> <b>Bible Lesson</b>	up to 20	Experiencing the Story	simple Bible-times costumes (head-dresses, belts, etc.)
		Bible Study	Bible, <i>Little Voices Praise Him</i>
		Memory Verse	Bible
<b>3</b> <b>Applying the Lesson</b>	up to 15	<i>Prayer for the Sick</i>	none
<b>4</b> <b>Sharing the Lesson</b>	up to 15	<i>Praying Hands</i>	paper, crayons

## Teacher Enrichment

"Though the disciples had seen so many of His works of mercy, they were surprised at His compliance with the entreaty of the haughty rabbi. . . .

"The anxious father was impatient of delay; but Jesus, pitying the people, stopped now and then to relieve some suffering one, or to comfort a troubled heart" (*The Desire of Ages*, p. 342).

"Our confession of His faithfulness is Heaven's chosen agency for revealing Christ to the world. We are to acknowl-

edge His grace as made known through the holy men of old; but that which will be most effectual is the testimony of our own experience" (*The Desire of Ages*, p. 347).

## Room Decorations

Prepare a small tableau (scene) of a doll looking sick (use watercolor red dots, or bandages), lying on a bed. Behind the bed have a large picture of a child kneeling in prayer. After Sabbath School starts, add a large standing figure of Jesus beside the bed. (More will be added each week.)

# Teaching the Lesson

## Welcome

Welcome students at the door. Ask how their week has been—what they are pleased/troubled about. Encourage them to share any experiences from last week’s lesson study. Have them begin the readiness activity of your choice.



## Readiness Activities

Select the activity most appropriate for your situation.

### A. Prayer Request Box

(This will be an ongoing project for this month.) Set up a table with a shoe box (or similar-sized box) with a slit in the top. Provide white paper circles two to three inches (five to seven centimeters) in diameter. Provide crayons or colored pencils.

Say: **Children, today we are going to make a prayer box. Take one of the circles and color it your favorite color. We will glue these circles onto the box to decorate it. It will be many different colors.**

#### Debriefing

Say: **Show me your circles. What color did you choose? What lovely colors! These colors are such happy colors. Bright colors can remind us of how happy we feel when we talk to Jesus. We’ll glue circles on the box to remind us that we will feel happier when we pray to Jesus. Here’s something else to remember:**



We serve God when we pray for the sick.

**Say that with me.**

(Children glue their colored circles on the box.)

#### You Need:

- shoe box
- paper circles
- crayons or colored pencils or markers
- glue sticks

### B. Prayer Request Center

Provide white paper circles, four to five inches (10 to 12 centimeters) in diameter, and art supplies.

Say: **On these circles draw a picture of someone for whom you would like to pray. An adult will help you write your name on the back of the picture and a few words to help you remember what the picture is about. Then fold your picture and put it in the Prayer Request Box. Remember:**



We serve God when we pray for the sick.

**Say that with me.**

#### You Need:

- paper circles
- art supplies

**Debriefing**

Say: **Who will tell us about the person for whom you would like to pray?** (Allow response time.) Say: **These are all good prayer requests. Did you know that**



We serve God when we pray for the sick.

**Say that with me.**

**C. Hide-and-Seek Activity**

[Have an adult hide behind a door or where he/she can see the children, but the children can't see him/her.]

Teacher (to children): **One of our helpers today is in a place where we can't see him/her. Helper, can you hear me?**

Hidden adult: **Yes, I can hear you.**

Teacher (to adult): **Can you see us?**

Hidden adult: **Yes, I can see you.**

Teacher (to children): **If we can't see our helper, how do we know our helper can see us?** Allow children time to respond with answers such as "We could ask him/her what we are wearing today" or "We could ask him/her what we are doing right now," etc.

Teacher to children: **Those are good ideas. Let's try it out.** To adult: **Tell us what one of the children is wearing today.**

Adult: **(Child's name) is wearing \_\_\_\_\_.**

Teacher motions for children to stand up.

Teacher (to children): **He/she really can see us. Let's try another question.** To adult: **What are we doing now?**

Adult: **The children are standing up.**

Give other silent directions to the children and have the adult helper tell what they are doing.

**Debriefing**

Allow response time as you say: **Can you guess who our helper is?** Children respond with their guesses.

**Let's have our helper come out.** Helper comes out so children can see. **It is true that our helper could see us and hear us, even though we couldn't see him/her. It is the same way with prayer. Even though we can't see Jesus, He can see and hear us. We can talk with Him just as we would with a friend. He always hears us when we pray. Remember,**



We serve God when we pray for the sick.

**Say that with me.**



**NOTE: Prayer and Praise appears on page 17.**

2

**Bible Lesson**

**Experiencing the Story**

**You Need:**

- Bible-times costumes

**Characters in order of appearance:**

*Talitha (Jairus' daughter), Jairus, Jairus' wife, a servant, a friend, the disciples, a crowd, and mourners.*

**Setting the scene:**

*Clear a large space so everyone can take part. One side of the room will be Jairus' house. The other side will be the street where Jesus is talking to the crowd. Assign each part. Include everyone, either as the crowd or the mourners. Provide Bible-times costumes for all.*

*Ask the children to listen as you read and do the actions as you describe them. Have a helper lead the children.*

We don't know the name of the little girl in the story, but we're going to call her Talitha (which, in her language, means "little girl"). Jairus and his wife looked at their young daughter, Talitha. They were worried. She was so sick. Just that morning she had tried to get up, but she was too weak.

She was lying still with her eyes closed. They cried softly. Surely there was something they could do. There must be someone who could help. Suddenly, Jairus thought, *I'll ask Jesus to come and make her better! He's always making people better.*

Jairus went to find Jesus. When he found Him, Jairus dropped to his knees and looked up at Jesus. "My little daughter is dying," he cried. "Please come and heal her so she will live."

Jesus put his arm on Jairus' shoulder, and they started to walk to Jairus' home. Jesus' friends and all the crowd followed them. Just then one of Jairus' servants came running up to them. "Don't bother Jesus anymore," the man said to Jairus. "Your daughter has died."

Jesus said to Jairus, "Don't be afraid. Just believe."

When they reached Jairus' house, people were crying loudly. Jesus sent them all outside. Jesus, Jairus and his wife, and three of Jesus' friends went into the house.

Talitha was lying on her bed. Her eyes were closed. She was very still, and she wasn't breathing. Jesus took her by the hand and said, "Little girl, I say to you, get up!"

All of a sudden she started to breathe! Her eyes opened. She stood up and started walking. "Bring her something to eat," Jesus said.

Talitha's mommy and daddy were so happy! Their little girl was well again. They had asked Jesus for help, and He had listened. Sometimes he doesn't answer the way we expect Him to, but He always hears us, He always loves us, and He always does what is best for us.

**Debriefing**

Allow response time as you ask:  
**How did you feel when you heard that the little girl had died?** (sad, scared) **After Jesus came and made her well, how did you feel?** (happy, safe) **The father had asked Jesus for help. Did Jesus listen? Did He help the family? Does Jesus listen when you pray? Does He help you and your family? Yes, He does! He hears us when we pray. Remember:**

---

 We serve God when we pray for the sick.

---

**Say that with me.**

**Bible Study**

**You Need:**

- Bible
- Little Voices Praise Him*

Sing "The Bible" (*Little Voices Praise Him*, no. 53).


Open your Bible to Mark 5:21-24, 35-43 and hold it so

the children can see the words. Point to the verses and say: **This is where our story is found in God's Word, the Bible.** Read the verses aloud, paraphrasing as necessary.

**Debriefing**

Ask: **Why did Jesus help Jairus' daughter?** (Because He loves children.) **Does Jesus care when you pray for the sick? Remember . . .**

---

 We serve God when we pray for the sick.

---

**Memory Verse**

Open your Bible to 3 John 2 and point to the verse so the children can see it. Say: **This is where today's memory verse is found in God's Word, the Bible.** Point to each word as you read it aloud. Use the motions as you teach the verse.

**You Need:**

- Bible

**"I pray** Fold hands.  
**that you** Point to others.  
**may enjoy** Smile.  
**good health."** Clench fists to bulge biceps.



**3 John 2** Palms together; then open.



Repeat until the children know the verse.

**3**

**Applying the Lesson**

**Prayer for the Sick**

Allow response time as you ask: **Has anyone here ever been sick? Has anyone been hurt? Do you think anyone prayed for you when you were sick? When you are sick or hurt, many people pray for you. Your mommy and daddy, your grandma and grandpa, your aunts and uncles, your pastor, and friends pray for you when you are sick. Do you know someone who is sick today?** List children's responses. If a child is missing from your class, add that child's name to the list. Say: **Let's bow our heads and pray for these people right now.** Invite the children

to pray, or pray a simple prayer for the group.

**Debriefing**

Allow response time as you say: **We can pray for anyone who is sick or even just tired. Also, we know that other people pray for us when we are not feeling well. Do you believe Jesus heard our prayers? Do you believe He will help the people we prayed for? Remember:**

---

 We serve God when we pray for the sick.

---

**Say that with me.**



## Sharing the Lesson

### Praying Hands

**You Need:**

- paper
- crayons

Say: **In this lesson we learned that we can serve God by praying for people who are sick. What if someone you know is not feeling well? Is there something we can do to show that we care for them?** (pray for them, do something kind for them)

Provide paper and crayons for each child.

Say: **Choose a favorite color crayon. An adult helper will trace around your hand on the paper. On the palm of the "hand," you can draw a picture (or an adult can write the name) of a sick or**


**injured person you can pray for during the coming week. Take your "hand" home and put it where you will see it every day to remind you to pray for that person. If possible, pray with that person, if not face-to-face, perhaps by telephone.**

### Debriefing

Say: **What will you do this week for someone who is sick?** (pray for them) **Why will you pray for them?**

Say: **Remember:**

---

 We serve God when we pray for the sick.

---

**Say that with me one more time.**

### Closing

Sing "Good-bye to You" (*Little Voices Praise Him*, no. 45). Have children repeat each phrase after you: **Thank You, Jesus, for hearing us when we pray for people who are sick. Amen.**

## PRAYER AND PRAISE



### Fellowship

Report the students' joys and sorrows (pleased and troubled) as reported to you at the door (as appropriate). Allow time for sharing experiences from last week's lesson study and review the memory verse. Acknowledge any birthdays, special events, or achievements. Give a special warm greeting to all visitors.

### Suggested Songs (for the whole month)

"Prayer Song" (*Little Voices Praise Him*, no. 19)

"I Talk to Jesus" (*Little Voices Praise Him*, no. 228)

"A Little Talk With Jesus" (*Little Voices Praise Him*, no. 227)

"Let's Give the Lord Our Praise" (*Little Voices Praise Him*, no. 219)

"He's Able" (*Little Voices Praise Him*, no. 93)

### Mission

Say: **We serve God when we pray for the sick in all the different countries of the world. Our mission story today is about \_\_\_\_\_.** Use a story from *Children's Mission*.

### Offering

Say: **We serve God when we pray for the sick. We also serve God when we give Him our offerings. Today our offering is for \_\_\_\_\_ mission. Let's sing the offering song, "Giving"** (*Little Voices Praise Him*, no. 285). Use only the first verse.

### Prayer

Say: **(Name of child), please go to the Prayer Request Box and pick out one of the circles.** Teacher reads the request.

Say: **Today we are going to pray for (name of person). Even though we can't see Jesus, He will hear us. We can ask Him to be with those who are sick.** Put a large figure of Jesus near the bed in the room decorations.

Say: **Let's pray together. Children, please repeat after me. I pray for \_\_\_\_\_.** Thank You, Jesus, for helping them. Repeat activity with two or three more circles.

\*Prayer and Praise may be used at any time during the program.



STUDENT LESSON

# “Wake Up, Little Girl!”

**References**

Mark 5:21-43;  
*The Desire of Ages*,  
 pp. 342, 343

**Memory Verse**

“I pray that you may enjoy good health” (3 John 2, NIV).

**The Message**

We serve God when we pray for the sick.

*How do you feel when someone you love is sick? What do you do?*

Jairus was an important man. He had an important job at the synagogue. But that didn’t matter, and it didn’t help. His daughter was sick, and nothing anyone could do was making her well.

But Jairus knew there was one person who could help. He had heard about the miracles Jesus could do. He had heard that Jesus could make people well. So Jairus went to see Jesus.

Jairus found Jesus with a crowd of people by the lake. He pushed his way to where Jesus was and fell down at Jesus’ feet.

“My little daughter is dying,” Jairus cried. “Please come and heal her so that she may live.”


That daddy’s prayer touched Jesus’ heart. Jesus and Jairus started on the way to Jairus’ house.

But before they got there, a man came running toward them through the crowd. “Don’t bother Jesus anymore,” the man said to Jairus. “Your daughter has died.”

But Jesus didn’t pay any attention. “Don’t be afraid,” He told Jairus. “Just believe.”

When they reached the house, people were crying and wailing loudly. Jesus sent them all outside. Only Jairus and his wife and three of Jesus’ helpers were allowed to go into the house with Jesus.

The little girl was lying on her bed. Her eyes were closed. She was very still. And she wasn’t breathing!



Jesus took her by the hand and said, “Talitha [which means “little girl”], I say to you, get up!”

All of a sudden the little girl started to breathe! Her eyes opened. She stood up and started walking. Jesus turned to her parents and said, “Give her something to eat.”

Jairus and his wife were so happy! Jesus had listened to Jairus’ cry for help. He had come, even

though everyone said it was too late. And now their little girl was alive again! They were so glad they had asked Jesus for help. They were so happy that He had listened. And they were thrilled to have their little girl alive and well again.

Jesus loved that little girl. Jesus loves *you*. He always listens when you talk to Him. He always loves us, and His answers are always what is best for us.

# Do and Say

## Sabbath

Each day this week read the lesson story and use the following motions as you review the memory verse.

- "I pray"** . . . . . Fold hands.
- that you** . . . . . Point to others.
- may enjoy** . . . . . Smile.
- good health."** . . . . . Clench fists to bulge biceps.
- 3 John 2** . . . . . Palms together; then open as if opening a book.

Put your child's "hand" made in Sabbath School where you both will see it every day to remind you to pray for that person.

## Sunday

Encourage your child to tell the story from the pictures in the Bible lesson or read it with you. Together, think of people you know who are sick and pray for them.

## Monday

Help your child sing the "Prayer Song" (*Little Voices Praise Him*, no. 19) learned in Sabbath School to someone who is sick. Do the actions together as you say the memory verse for that person.


## Tuesday

Make a list of ways your child can encourage the person they have been praying for this week. (Sing to them, take them a plant

or flowers, make a get-well card, say the memory verse for them, etc.). Do one of these today and each day the rest of the week.

## Wednesday

Let your child help you make something (food, card, etc.) to take to a sick friend or family member. Say the memory verse together and pray for them when you visit that person.



## Thursday

Help your child pretend to have a broken arm and try to open a package of food with just one hand. Offer help and open it together. Say: Prayer is like that. We help others when we pray for them. During family worship, thank Jesus for healing sick people.

## Friday

Talk about the person your child has been praying for this week. Is the person better? Praise God that He is always listening to our prayers. Continue to pray. If possible, with your parent's permission, visit or call the person and pray with them.

