

# LESSON



## The Lost Sheep

**GRACE** God brings His love to us.

### References

Luke 15:4-7; *Christ's Object Lessons*, pp. 186-192.

### Memory Verse

"[Jesus says], 'You can be sure that I will be with you always'" (Matthew 28:20, ICB).

### Objectives

#### The children will:

**Know** that Jesus is the Good Shepherd who loves every person and doesn't want anyone to be lost.

**Feel** safe because Jesus loves them.

**Respond** by accepting Jesus' love and loving Him in return.

### The Message

Jesus watches over us all the time.

## Getting Ready to Teach

### The Bible Lesson at a Glance

A shepherd has 100 sheep. When one sheep turns up missing, the shepherd leaves the others safe in the fold and goes to look for the one lost sheep. He finds it and brings it safely home. The shepherd is so happy he has found his lost sheep. The sheep is happy too.

#### **This is a lesson about grace.**

God's gift of grace includes watching

over us wherever we go and whatever we do. And He keeps looking for those who are lost. He wants to lead them safely to His home in heaven.

### Teacher Enrichment

"It was taught by the Jews that before God's love is extended to the sinner, he must first repent. In their view, repentance is a work by which men earn the favor of Heaven. . . . But in the parable

# SIX

<b>Program Outline</b>			
LESSON SECTION	MINUTES	ACTIVITIES	MATERIALS NEEDED
<b>Welcome</b>	ongoing	Greet students at door; hear pleased/troubled	none
<b>1</b> <b>Readiness Options</b>	up to 10	A. <i>Planting Seeds</i>  B. <i>Little Lambs</i>  C. <i>Where Am I?</i>	dried beans or large seeds, paper towels, plastic/glass cups or jars, water, black marker  cotton balls, glue or paste, card stock or heavy paper, black marker  none
<b>*</b> <b>Prayer and Praise*</b>	up to 10	See page 66. <b>*Prayer and Praise</b> may be used at any time during the program.	
<b>2</b> <b>Bible Lesson</b>	up to 20	Experiencing the Story	shepherd costume for teacher, props for story, two wolf masks (optional)
		Bible Study	Bible, <i>Little Voices Praise Him</i>
		Memory Verse	Bible
<b>3</b> <b>Applying the Lesson</b>	up to 15	<i>Follow the Leader</i>	none
<b>4</b> <b>Sharing the Lesson</b>	up to 15	<i>Door Hanger</i>	photocopies of door hanger (see p. 142), crayons or markers

of the lost sheep, Christ teaches that salvation does not come through our seeking after God but through God's seeking after us. . . . We do not repent in order that God may love us, but He reveals to us His love in order that we may repent" (*Christ's Object Lessons*, p. 189).

## Room Decorations

Using materials that are available, set up a scene that can be used this month and next month. Include the hills of Bethlehem with a shepherd and some sheep, a building that can be used for a house or an inn, and a large tree.

# Teaching the Lesson

## Welcome

Welcome students at the door. Ask how their week has been—what they are pleased/troubled about. Encourage them to share any experiences from last week’s lesson study. Have them begin the readiness activity of your choice.



## Readiness Activities

Select the activity most appropriate for your situation.

### A. Planting Seeds

In preparation for the story about the mustard seed at the end of the month, start some seeds growing this week. Set up a table with clear glass or plastic jars/cups (baby food jars work well), dried beans (such as lima) or other large seeds, paper towels, water, marker.

Say: **This week we are going to start sprouting some seeds. We will see how fast they grow, and how much they grow each week. Each of you will get a jar and some seeds.**

**An adult will write your name on your jar. Take three or four seeds. Fold the paper towel so it fits in the bottom of your jar or cup. Put three or four seeds on the towel and then have an adult help you pour some water over the seeds.** Allow time.

**Let’s put our jars in a sunny place.** (Put the jars near a sunny window. Adults help children carry their jars, if necessary.)

#### You Need:

- clear glass or plastic jars or cups
- dried beans or other large seeds
- water
- paper towels
- marker

### Debriefing

Say: **In a few weeks we will be learning more about how seeds grow. Next week when you come back, we will look at our seeds and see what has happened. We will watch over our seeds to be sure they have enough water and light to make them grow. And that reminds me of what Jesus does for us.**

---

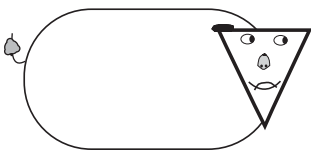
**J** Jesus watches over us all the time.

---

**Say that with me.**

### B. Little Lambs

In advance, cut the card stock to the desired-sized oval for the lamb’s body. Cut out smaller triangles for the head, and draw faces (eyes, nose, and mouth) with the black marker. Then paste the heads on the bodies of the “lambs.” The children will complete the activity.



Have the children go to a table (or tables) where adults will assist them. Distribute the lambs and supplies.

Say: **We are going to make some lambs to add to the decorations in our room. Each of you will make a lamb to add to our picture of the hills of Bethlehem. One of our helpers will help you put some glue on your lamb. Then you can stick some cotton balls on the glue to make a soft, fluffy lamb. When you are finished, your helper will write your name on the back of your lamb and help you put the lamb on our picture of the hills of Bethlehem.**

#### You Need:

- cotton balls
- heavy paper or card stock
- glue or paste
- black marker

Allow time for the activity to be completed, then help the children place their lambs on the bulletin board.

#### Debriefing

Say: **You made such lovely lambs. Why do you suppose we made lambs today? That's right. Because our story is about lambs and someone who takes care of them. Who do you think does that? Do you like to have someone watch over you? That makes me think of Jesus. We know that**



Jesus watches over us all the time.

Say that with me.

#### C. Where Am I?

Say: **Children, please kneel down on the floor, touch your chin to your chest, and close your eyes and cover them with your hands. I am going to tiptoe to a spot and say a rhyme. Without opening your eyes, I want you to point to me.**

Say: **Jesus cares for all His lambs. Can you tell me where I am?**  
Repeat this activity several times, moving around the room quietly.

#### Debriefing

Say: **Did you know that I was near, even though you couldn't see me? (yes) How did you know I was near? (I could hear your voice.) Yes, I was here, watching over you all the time. Someone else watches over us even though we can't see Him. Whom do you think that is? (Jesus) Yes,**



Jesus watches over us all the time.

Say that with me.



**NOTE: Prayer and Praise appears on page 66.**

## 2

## Bible Lesson

## Experiencing the Story

## You Need:

- adult Bible-times costume
- blue fabric or paper for water
- artificial grass or green paper
- bushes (artificial or dried twigs)
- rocks
- two wolf masks (optional)

**Setting the scene:** Set up the room so there is plenty of space for all the children to walk around. Have some chairs in a circle with a small entrance for the sheepfold, some rocks and prickly bushes in one part, some blue fabric or crepe paper for a stream in another, and strips of green paper for grass in another.

**Costume:** adult-sized costume for shepherd

**Optional:** two masks for wolves

**Directions:** While the leader reads the story, an adult helper plays the part of the shepherd (in costume) and leads the children around as the story is read. Two children can be wolves (wearing wolf masks is optional). The rest of the children act as the sheep. Nominate one "sheep"

to get lost, and send that child to a hiding place behind the artificial bush. Have the "sheep" practice making vocal sounds ("Baa, baa").

Once a shepherd owned 100 sheep. [Adult pretends to count the children.] He took good care of his sheep. He led them to green, grassy fields where they would find plenty to eat. [Adult leads children to pretend grass.] He took them to clear, cool water where they would get enough to drink. [Adult leads children to "stream."] He chased away wolves and other wild animals that might hurt his sheep. [Adult "chases" the two "wolves" away from the "sheep."] And every night, before he went to bed, the shepherd counted his sheep to make sure they were all there. [Pause for the shepherd to lead the "sheep" to the sheepfold, counting and touching each one gently as the "sheep" go into the fold.] The shepherd

loved his sheep, and the sheep felt safe in the shepherd's care.

But one night when the shepherd counted his sheep, a look of worry came over his face. Something wasn't right. He counted again, just to be sure [pause for shepherd to count], and then again [pause and count again]. Something was definitely wrong. One of his sheep was missing.

The shepherd didn't stop to think about his own hungry tummy. He didn't worry about his own sore feet. Not at all. The shepherd loved every one of his sheep, so he stopped everything he was doing to go and look for the sheep that was lost. [The "shepherd" closes the "door" to the sheepfold so the "sheep" are enclosed there, then leaves to look for the lost sheep.]

Looking for a lost lamb at night isn't easy. The shepherd bumped into rocks. He scratched himself on prickly bushes. But far away he could hear the sound of his lamb crying. [Prompt "lamb" to cry and keep crying.] The poor lamb knew it was lost. It knew it wouldn't be safe until it was back with the shepherd.

The shepherd followed the bleating sound of his lost lamb. He could tell he was getting closer and closer. And then, by the light of the moon, he could see his lamb caught in a thorny bush.

Gently the shepherd pulled apart the bush. [Shepherd approaches bush.] He didn't care about the prickles that poked and scratched his hands. He just wanted to set his lamb free so he could take it safely home. And then, once it was free, the shepherd gently put the lamb over his shoulders and carried it home.

[Take child's hand and lead him or her to the "sheepfold."]

The lamb was heavy, but the shep-

herd didn't mind. He was happy he had found his lamb. And the lamb was happy too. It knew it would never have gotten free by itself. But it was safe again now that the shepherd had found it.

Jesus is our shepherd. He loves every one of us. He watches over us all the time. If we are ever lost, He will find us and bring us safely home.

**Debriefing**

Allow response time as you ask:  
**Who was lost in our story?** (the little lamb) **Who went out to look for the lamb?** (the shepherd) **If you get lost, who will come to find you?** (Mommy and Daddy) **Who watches over you?** (Mommy and Daddy) **Do you know that someone else watches over you? Who do you think that is? Yes,**

Jesus watches over us all the time.

Say that with me.

**Bible Study**

**You Need:**

- Bible
- Little Voices Praise Him*

To begin, sing "The Bible" (*Little Voices Praise Him*, no. 53). Then open your Bible to Luke 15:4-7 and say: **This is where our story is found in God's Word, the Bible.** Read the verses aloud, pointing to each verse as you read it, paraphrasing as necessary.

**Debriefing**

Ask: **What does the shepherd do when he finds the lost sheep?** (picks it up, carries it home) **What does he do when he gets home?** (He puts the sheep in the sheepfold; then invites his friends to celebrate with him.) **Who is like the shepherd?** (Jesus) **Does Jesus want us to be safe?** (yes) **Who watches over you?** (Jesus) **Yes,**

Jesus watches over us all the time.







Say that with me.

**Memory Verse**

Open your Bible to Matthew 28:20. Point to the verse and say: **This is where today's memory verse is found in God's Word, the Bible. Jesus said these words.** Read the verse aloud, then do the motions below to teach the verse:

**You Need:**

- Bible

- |                            |                               |   |
|----------------------------|-------------------------------|---|
| "[Jesus says,]"            | Point upward.                 |  |
| 'You can be sure           | Point to others.              |  |
| that I                     | Fist hits palm of other hand. |  |
| will be with you always.'" | Point upward.                 |  |
| <b>Matthew 28:20</b>       | Arms spread out wide.         |  |
|                            | Palms together; then open.    |  |

Repeat until children know the verse.

## PRAYER AND PRAISE



### Fellowship

Report the students' joys and sorrows (pleased and troubled) as reported to you at the door (as appropriate). Allow time for sharing experiences from last week's lesson study and review the memory verse. Acknowledge any birthdays, special events, or achievements. Give a special warm greeting to all visitors.

### Suggested Songs

"I Know That Jesus Loves Me" (*Little Voices Praise Him*, no. 95)

Change words to:

**I know that Jesus loves me;  
The Bible tells me so.  
He always watches o'er me,  
To keep me safe, I know.**

"I Love the Lord" (*Little Voices Praise Him*, no. 207)

"I Know That Jesus Loves Me" (*Little Voices Praise Him*, no. 95)

"Jesus Loves Me" (*Little Voices Praise Him*, no. 102)

### Mission

**Jesus loves us so much that He watches over us all the time. We know that Jesus loves people in other countries too. Our mission story today is from \_\_\_\_\_.** Use a story from *Children's Mission*.

### Offering

**Jesus loves us so much that He watches over us all the time. Because we love Him, we give Him our offerings. Our offerings help others to know that Jesus loves them. Let's sing the offering song "Giving"** (*Little Voices Praise Him*, no. 285).

### Prayer

(If you wish to continue using the Prayer Request Box from last month, follow this activity. If not, skip to the prayer section below.)

Say: **(Child's name), please go to the Prayer Request Box and pick out one of the circles.** (The teacher reads the prayer request and talks with the children about praying for that person/thing.)

Say: **Jesus loves us so much that He watches over us all the time.**

Say a simple prayer such as the following and have the children repeat after you: **Thank You, Jesus, for watching over us all the time.**

**Amen.**

\_\_\_\_\_  
\*Prayer and Praise may be used at any time during the program.

## 3

**Applying the Lesson****Follow the Leader**

Have the children stand in a circle.

Say: **I will walk around the outside of the circle as I sing this verse.**

Sing the following words to the tune of "Frère Jacques."

*Jesus loves me, Jesus loves me,  
I'm so glad, I'm so glad!*

*He will never leave me, He will  
never leave me,*

*I feel safe, I feel safe.*

Say: **When I tap someone on the shoulder, that person is to lead me around the circle and sing with me. Then you tap another person to lead the line and sing with us. When everyone has been the**

**leader, we will stop and sing the song together one last time.**

**Debriefing**

Say: **How did it feel to be the line leader?** (fun, exciting, scary) Say: **How did it feel to be a part of a larger group?** (safe, happy, good) **We are like the sheep in our story today. We are Jesus' lambs. Aren't you glad that Jesus watches over us?** (yes) **Remember . . .**

┌ Jesus watches over us all  
└ the time.

Say that with me.

## 4

**Sharing the Lesson****Door Hanger**

In advance, copy and cut out a door hanger (see p. 142) for each child.

Distribute the supplies and say: **We are going to make a door hanger to remind us that Jesus always watches over us. Please color your door hanger with your favorite colors.** (Allow time.) **While you are coloring, think of someone you want to tell about Jesus' love.**

**Debriefing**

Allow response time as you ask: **Did**

**you think of someone to share your door hanger with? Our door hangers say: "Jesus Is Always With Me." Who needs to know that?** (everyone) **How do you feel about that? When you give your door hanger to someone, how do you think they will feel? Remember:**

┌ Jesus watches over us all  
└ the time.

Say that with me again.

**You Need:**

- door hanger copies (see p. 142)
- crayons or markers

**Closing**

Sing "Good-bye to You" (*Little Voices Praise Him*, no. 45). Pray a simple prayer of thanks for Jesus' care.



## STUDENT LESSON

# The Lost Sheep

## References

Luke 15:4-7;  
*Christ's Object  
 Lessons*,  
 pp. 186-192

## Memory Verse

"[Jesus says], 'You can be sure that I will be with you always'"  
 (Matthew 28:20, ICB).

## The Message

Jesus watches over us all the time.

*Have you ever been in a store or at a park, and when you looked up you couldn't see your parents? Did you feel lost? Did you cry? You probably felt like the sheep in a story Jesus once told.*

Once a shepherd owned 100 sheep. He took good care of his sheep. Every day he led them to green, grassy fields where they could find plenty to eat. Every day he took them to clear, cool water where they could get enough to drink. Every day he chased away wild animals that might hurt his sheep. And every night he led them to a safe place. Before he went to bed, the shepherd counted his sheep to make sure they were all there. The shepherd loved his sheep, and the sheep felt safe in the shepherd's care.

But one night when the shepherd counted his sheep, a look of worry came over his face. Something wasn't right. He counted again, just to be sure, and then again. Something was definitely wrong. One of his sheep was missing.

The shepherd didn't stop to think about how hungry he was. He didn't worry about his sore feet. He didn't say, "I'll go look for that lost sheep tomorrow, when it's not so dark, and when I'm not tired." He didn't say, "I still have 99 sheep here. I don't really need the one that's missing." Not at all. The shepherd loved every one of his sheep, so he stopped everything he was doing to look

for the sheep that was lost.

Looking for a lost sheep at night isn't easy. The shepherd bumped into rocks. He scratched himself on prickly bushes. But far away he could hear the sound of a frightened sheep crying. The poor sheep knew it was lost. It knew it wouldn't be safe until it was back with the shepherd.



The shepherd followed the bleating sound. He could tell he was getting closer and closer. And then, by the light of the moon, he could see his sheep caught in a thorny bush.

Gently the shepherd pulled apart the bush. He didn't care about the prickles that poked and scratched his hands. He just wanted to set his sheep free so he could take it safely home. And then,

once it was free, the shepherd gently put the sheep over his shoulders and carried it home.

The sheep was heavy, but the shepherd didn't mind. He was happy he had found his sheep. And the sheep was happy too. It knew it was safe again now that the shepherd had found it.

Jesus is our shepherd and we are His sheep. He will take care of us just as the shepherd took care of his sheep. He loves every one of us and wants us to be with Him.

# Do and Say

## Sabbath

Each day this week read the lesson story and use the motions as you review the memory verse.

**"[Jesus says,]** . . . . . Point upward.  
**'You** . . . . . Point to others.  
**can be sure** . . . . . Fist hits palm of other hand.  
**that I** . . . . . Point upward.  
**will be with you** . . . Arms spread out wide.  
**always.'**"

**Matthew 28:20** . . . Palms together; then open as if opening a book.

Let your child hang the door hanger made in Sabbath School on their bedroom door. Help make plans to give it to someone this week.

## Sunday

Go to a place to see animals. As you identify each animal, ask: Does Jesus watch over this animal? Help your child make the sound the animal makes. Thank Jesus for the animals.



## Monday

Play follow-the-leader together.


Sing the following to the tune of "Frère Jacques."

"Jesus loves me, Jesus loves me,  
 I'm so glad, I'm so glad!  
 He will never leave me, He will never leave me,  
 I feel safe, I feel safe."

## Tuesday

Help your child make noises a lamb makes (*baa, baa*) and other animals (ducks—*quack*; geese—*honk*; chicks—*cheep*).

Say: Just as the mother ducks, geese, and hens watch over their babies, we watch over you. And Jesus watches over all of us.



## Wednesday

Help your child "read" the pictures in the lesson story. Ask: Who is watching over us right now? Thank Jesus for watching over us all the time.

## Thursday

Show your child a picture of Jesus. Say: "Jesus is with me when I \_\_\_\_." (You finish the sentence.) Have your child look at the picture and say: "Jesus is with me when I \_\_\_\_." Teach your family the song from Monday's activity.

## Friday

Help your child show the pictures and tell the lesson story during worship. Sing about Jesus' love, then thank Him for it.