


# LESSON



## The Naughty Son

**GRACE** God brings His love to us.

### References

Luke 15:11-22; *Christ's Object Lessons*, pp. 198-211.

### Memory Verse

"You, Lord, are good, and ready to forgive" (Psalm 86:5, NKJV).

### Objectives

#### The children will:

**Know** that God is always ready to forgive us.

**Feel** forgiven when they tell Jesus they are sorry.

**Respond** by asking Jesus to forgive them for the bad things they do.

### The Message

God is always ready to forgive us.

## Getting Ready to Teach

### The Bible Lesson at a Glance

Jesus tells a story about a boy who asks his father for money, gets it, and leaves home. The son wastes all the money, and it is soon gone. He has no place to live. He is hungry, so he looks for a job, but the only job he can find is feeding pigs. He is so hungry he even considers eating the pigs' food. He thinks about what he has done and decides to go home and ask his father to forgive him and hire him as a servant. Instead of scolding his son for all the bad things he has done, the father is so happy his

son has come home that he welcomes him back and has a party to celebrate his return.

### ***This is a lesson about grace.***

God's grace not only offers us forgiveness, it restores us to a place in His family. If we are truly sorry, God will always forgive us no matter what we do. All we have to do is repent and ask Him to forgive us.

### Teacher Enrichment

"Whereas the parables of the Lost

# EIGHT

<b>Program Outline</b>			
LESSON SECTION	MINUTES	ACTIVITIES	MATERIALS NEEDED
<b>Welcome</b>	ongoing	Greet students at door; hear pleased/troubled	none
<b>1</b> <b>Readiness Options</b>	up to 10	A. <i>Seed Sprouting</i> B. <i>Rocks In My Backpack</i> C. <i>Circle of Love</i>	same as last week child's backpack or pillowcase, medium- to large-size stones none
<b>*</b> <b>Prayer and Praise*</b>	up to 10	See page 86. <b>*Prayer and Praise</b> may be used at any time during the program.	
<b>2</b> <b>Bible Lesson</b>	up to 20	Experiencing the Story	Bible-times costumes, coins
		Bible Study	Bible, <i>Little Voices Praise Him</i>
		Memory Verse	Bible
<b>3</b> <b>Applying the Lesson</b>	up to 15	<i>Good or Bad?</i>	none
<b>4</b> <b>Sharing the Lesson</b>	up to 15	<i>Potpourri Sachet</i>	potpourri mixture, net fabric, ribbon, scissors

Sheep and the Lost Coin stress God's part in the work of redemption, the parable of the Lost Son emphasizes man's part in responding to the love of God and acting in harmony with it" (*The Seventh-day Adventist Bible Commentary*, vol. 5, p. 817).

"True, the younger son did not deserve the reception he had received. . . . The feast is not being given on the basis of merit. . . . Fortunately the love of our heavenly Father is not based on how deserving we may be of it" (*ibid.*, pp. 822, 823).

"Do not listen to the enemy's suggestion to stay away from Christ until you

have made yourself better; until you are good enough to come to God" (*Christ's Object Lessons*, p. 205).

"Even before the prayer is uttered or the yearning of the heart made known, grace from Christ goes forth to meet the grace that is working upon the human soul" (*Christ's Object Lessons*, p. 206).

### **Room Decorations**

This week add two figures to the bulletin board and/or scenery: an older man finely dressed, with his arms outstretched, to represent the father in the story, and a younger man dressed in rags with head bowed.

## Teaching the Lesson

### Welcome

Welcome students at the door. Ask how their week has been—what they are pleased/troubled about. Encourage them to share any experiences from last week's lesson study. Have them begin the readiness activity of your choice.



### Readiness Activities

Select the activity most appropriate for your situation.

#### A. Seed Sprouting

Say: **Last week we watered our seeds. Let's look at them this week and see how much they have grown.**

Help the children find their jar and look at their seeds. They should have sprouted, and green shoots should be growing. If desired, measure the sprouts this week and compare with measurements from last week. Be sure to add water. This activity can be continued at home after the story of the mustard seed (Lesson 9).

#### You Need:

- items used last week

#### Debriefing

Say: **Just as these seeds grow with sunlight and water, you are growing too with the good food and care you get from your parents. Let's water our plants and put them back in the sun. We'll check them again next week.**

#### B. Rocks in My Backpack

Allow response time as you say: **I have a backpack here. Who can tell me what a backpack is used for?** (To carry books at school, to carry supplies on a camping trip, etc.)

**Good. Those are ways we usually use a backpack. Who would like to wear this backpack?** Choose one child to start, but let everyone have a turn during the activity. Start with the smaller children. **The boy in our lesson story today did several things that were wrong. Have you ever done anything wrong? What was it?** (Went outside when Mommy said not to, ate a cookie when Mommy said wait until after dinner, etc. This is not meant to be a confession session, just the idea that children do things that are wrong from time to time.) **These stones are like the mistakes we make. Let's imagine some things that we do wrong sometimes. Every time we think of something, let's put a stone in the backpack.** Continue this activity, letting each child take turns carrying the backpack. **What happens when I add a stone to the backpack?** (It gets heavier.) **Soon we have a backpack so heavy we can't carry it anymore. How can we make our backpack**

#### You Need:

- backpack (child-size) or pillow-case
- stones

**lighter?** (Remove the stones.) **Yes, we can take the stones out. But how can we get rid of the mistakes we made?** (We can't, but Jesus can. We can say we are sorry. We can ask for forgiveness and Jesus will forgive us.) **That's right. By ourselves, we can't get rid of the mistakes. But Jesus can take them away for us. How does He do that?** (He loves us and forgives us when we say that we are sorry.) **Let's say we are sorry for our mistakes. Every time we say we are sorry, let's take a stone out of the backpack.** Continue this activity, letting each child feel how the backpack is getting lighter.

### ***Debriefing***

Say: **Jesus is always ready to forgive us. He wants to take away the wrong things we do. He wants to help us do what is right. When we are really sorry for what we have done and tell Him we are sorry for doing it, He always forgives us. Do you want Jesus to forgive you for something you have done? Just bow your head and quietly ask Him. Remember,**

---

**|** God is always ready to forgive us.

---

**Say that with me.**

### **C. Circle of Love**

Have the children stand in a circle and hold hands. Say: **Let's call our circle the circle of God's love. When we do something wrong, the circle could be broken. Think about something you may have done wrong, and let go of the hand of the person next to you.** Allow time. **But Jesus wants our circle to be complete. So let's ask Him to forgive us. Let's each one say: "I made a mistake. I did something wrong, and I am sorry." As you say it, reach out and hold hands with the people next to you to make our circle complete again.** Have the children repeat each phrase as you say it again. Allow time for each child to participate.

### ***Debriefing***

Allow response time as you say: **When we do something wrong, it is like breaking the circle of God's love. God doesn't stop loving us. We have moved away from His love, but He tries to pull us back. We can always make the circle whole again by asking God to forgive us. By doing that we are reaching out to take His hand again. Remember, He loves us so much that . . .**

---

**|** God is always ready to forgive us.

---

**\* NOTE: Prayer and Praise appears on page 86.**

## 2

## Bible Lesson

## Experiencing the Story

## You Need:

- coins
- Bible-times costumes (robe, sandals)

**Setting the scene:** *One side of the room will be the father's home. Use the other side of the room as the "far country."*

**Characters in order of appearance:** *Father, son, friends, pig farmer, pigs, servant*

**Directions:** *Select or ask for volunteers to be the father, son, farmer, and servant. All other children can be included, either as the friends or to make snorting noises when the story talks about the pigs. Ask the children to listen to what you are reading and do the actions as you describe them. You may want to have an adult lead them.*

Jesus told a story about a naughty son who didn't like his father's rules, so he decided to leave home. He asked his father for some money. *[Son holds out hand to father.]* His father was sad, but he gave him the money. *[Father gives son money.]* So the son left to go and live the way he wanted to. His father was sorry to see his son leave. *[Father looks sad as he waves good-bye. The son walks to the other side of the room.]*

At first the boy had lots of money. He soon made a lot of new friends. He paid for all his friends' parties. *[Pause while the boy meets each friend, laughs with them, and pretends to eat and drink.]* But after a while he spent all his money. Then his friends weren't his friends anymore. *[Pause while the son shows empty pockets and empty hands and all the friends walk away from him.]* Without money or friends, the boy had no place to stay and no food to eat. *[Son walks around, rubbing tummy.]*

Soon the boy was hungry, so he began to look for a job. But nobody

would give him a job. At last he went to a pig farm. The pig farmer gave him a job feeding the pigs. *[Farmer nods and points to the pigpen. The children who are pigs snort and make pig sounds.]* It was a horrible job! The pigs were filthy and smelly, and their food was even worse. But the boy was so hungry, he even thought about eating the pigs' food. *[Boy pretends to feed the pigs.]*

The boy began to think about his life. He began to realize he had been wrong. He thought about his father and his home. He finally understood that his father's rules were to protect him. The rules would also help him grow up to be good and kind. He realized that no one at his father's home lived like this. Even the servants who were paid to work for his father had plenty to eat. The son thought to himself, *I haven't been a very good son, and I don't deserve to have my father take me back. But maybe he'll give me a job working for him. I'll go back and ask my father to let me be one of his servants.*

So the boy left the filthy pigs and their smelly food and began the long walk back to his father's house. *[The son walks slowly back to the other side of the room.]* But while he was still a long way away from the house, his father saw him and ran out to meet him. *[Father runs to meet son, hugs him, and leads him home.]* He was so happy to see his son! The son tried to tell his father that he hadn't been a very good son, and he didn't deserve to be his son anymore, but his father wouldn't even listen. He hugged and kissed his son, and told his servant to bring clothes and shoes for his son. *[Servant brings the robe and sandals. The father puts them on the son.]* Then he told the servant to go and fix

the best food and to prepare a party to welcome his son home. *[The servant leaves. The son and father hug each other as the story ends.]*

**Debriefing**

Allow response time as you ask: **Was the boy's father angry with his son for the bad things he had done?** (no) **Did he still love his son?** (yes) **How do you know? Just as that father loved his son and forgave him, God loves you and will always forgive you when you come to Him and tell Him you are sorry. Yes,**

┌ God is always ready to forgive us.

Say that with me.

**Bible Study**

**You Need:**

- Bible
- Little Voices Praise Him*

Sing "The Bible" (*Little Voices Praise Him*, no. 53).

Open your Bible to Luke 15:11-22. Point to the verses and say:

**This is where today's story is found in God's Word, the Bible.** Hold the Bible so the children can see the verses as you read aloud, pointing to each verse and paraphrasing as necessary.

**Debriefing**

Allow response time as you ask: **Did the boy's father want him to go away? What did the boy do with the money his father gave him? Was that good or bad? Was the son sorry for the way he had lived while away from his father? Did**

**the father ever stop loving his son? How do you know?**

**The father in our story reminds us of God. Just as the father never stopped loving his son, God never stops loving us. Just as the father welcomed his son and forgave him, God will always welcome us and forgive us when we come to Him. Let's remember that.**

┌ God is always ready to forgive us.

Say that with me.

**Memory Verse**

Open your Bible to Psalm 86:5. Hold your Bible so the children can see the text. Say: **This is where**

**our memory verse is found in God's Word, the Bible.** Point to each word as you read it aloud: **"You, Lord, are good, and ready to forgive."** Use the motions as you teach the memory verse.

**You Need:**

- Bible

**"You, Lord, are good, and ready to forgive."**

Point upward.



Clap hands together.



Open arms wide.



Palms together; then open as if opening a book.



Repeat in a rhythmic manner, using the motions, until the children are familiar with the verse.

## PRAYER AND PRAISE



### Fellowship

Report the students' joys and sorrows (pleased and troubled) as reported to you at the door (as appropriate). Allow time for sharing experiences from last week's lesson study and review the memory verse. Acknowledge any birthdays, special events, or achievements. Give a special warm greeting to all visitors.

### Suggested Songs

"I Know That Jesus Loves Me" (*Little Voices Praise Him*, no. 95)

Change words to:

**I know that Jesus loves me;  
The Bible tells me true.  
He always will forgive me,  
When I ask Him to.**

"I Love the Lord" (*Little Voices Praise Him*, no. 207)

"Jesus Loves the Little Ones" (*Little Voices Praise Him*, no. 107; first verse)

"Jesus Loves Me" (*Little Voices Praise Him*, no. 102)

### Mission

Use a story from *Children's Mission*.

### Offering

Sing the offering song: "Giving" (*Little Voices Praise Him*, no. 285).

### Prayer

To continue using the Prayer Request Box say: **(Child's name), please go to the Prayer Request Box and pick out one of the circles.** The teacher reads the prayer request and talks with the children about praying for that person/thing.

Say: **God is always ready to help us. He loves us, and we love Him.** Offer a short prayer thanking God for His love.

\*Prayer and Praise may be used at any time during the program.

## 3

### Applying the Lesson

#### Good or Bad?

Do not use names of children in your class as you read the following. Allow time for discussion. Adapt these incidents as needed.

1. Tammy and her mother are in a big store. Tammy runs away from her

mother. Is this good or bad? What should Tammy do? Will Jesus forgive Tammy?

2. Ronnie takes a hammer from his father's toolbox and forgets to put it back. When his father asks, "Who took my hammer?" Ronnie doesn't say a word. Is this good or bad? What should

Ronnie do? Will Jesus forgive Ronnie?

3. Kim's mother calls her to come inside. Kim hides. Is this good or bad? What should Kim do? Will Jesus forgive Kim?

4. Adam's big brother leaves his soccer ball in the yard and goes away with his friends. Adam kicks the ball into the street, where a car runs over the ball. Is this good or bad? What should Adam do? Will Jesus forgive Adam?

### **Debriefing**

Allow response time as you ask: **Who did something wrong on purpose?**

**Who did something wrong by accident? Whether we do something wrong on purpose or by accident, it is still wrong. What should we do about it?** (Say we are sorry; try not to do it again.) **Should we be afraid to ask for forgiveness? Who wants to forgive us? Let's remember . . .**

God is always ready to forgive us.

**Say that with me.**

## 4

## Sharing the Lesson

### **Potpourri Sachet**

#### **You Need:**

- potpourri mixture (scented flower petals)
- net fabric cut in 8- to 10-inch squares
- ribbon (about two feet per sachet)
- scissors

bon in a bow. Be sure each child has two sachets to take home.

Say: **We are going to make something that smells lovely. Each of you will make two of these; one to take home, the other to give to someone. As you work, think of someone with whom you want to share.** Have adults ready to help the children spread out the netting, put a handful of potpourri in the middle, gather up the corners, and tie a rib-

### **Debriefing**

Allow response time as you ask: **What do you smell in our room now? How does it smell? Do you like to have good smells around you? Is it "sweet" or "sour" when you ask to be forgiven?** (sweet) **We have made a sachet to help us remember that God is always ready to forgive us. It is like a sweet smell to Him when we ask Him. We will share that with someone else when we give one sachet away. Remember, when we are really sorry, if we tell Jesus so, He will forgive us and help us to be glad again. Remember . . .**

God is always ready to forgive us.

**Say that with me.**

### **Closing**

Sing "Good-bye to You" (*Little Voices Praise Him*, no. 45). Pray a brief prayer.



## STUDENT LESSON

# The Naughty Son

## References

Luke 15:11-22;  
*Christ's Object  
 Lessons*, pp. 198-  
 211

## Memory Verse

"You, Lord, are  
 good, and ready  
 to forgive"  
 (Psalm 86:5,  
 NKJV).

## The Message

God is always  
 ready to  
 forgive us.

*Have you ever disobeyed your parents? How did you feel about what you had done? Did you wonder if they would still love you?*

Jesus told a story about a son who didn't like his father's rules, so he decided to leave home. He went to his father and asked for money. His father didn't want him to go away, but the son was determined to go. So the father gave him money, and the son left home to live the way *he* wanted to live.

At first the boy had lots of money, and he soon made a lot of new friends. He paid for parties for all his friends. But when he had spent all his money, his friends left him. They weren't his friends anymore. Without money or friends, the boy had no place to stay and no food to eat.

Soon he was hungry, so he began to look for a job. But the only job he could find was on a pig farm. It was a horrible job! The pigs were filthy and smelly, and their food was even worse. But the boy was so hungry, he even thought about eating the pigs' food!

Then he started to think about his father and his home. He finally understood that his father's rules were to protect him. The rules would also help him grow up to be good and kind. He realized that no one at his father's home lived like this. Even the servants who were paid to work for his father had plenty to eat. The son

thought to himself, *I haven't been a very good son. I don't deserve to have my father take me back. But maybe he'll give me a job working for him. I'll go back and ask my father to let me be one of his servants.*


So the boy left the filthy pigs and their smelly food, and he began the long walk back to his father's house. While he was still a long way from the house, his father saw him and ran out to meet him. He was so happy to see his son!

The son tried to tell his father that he hadn't been a very good son, and he didn't deserve to be his son anymore, but his father wouldn't even listen. He hugged and kissed his son. He ordered a servant to bring the best clothes and shoes for his son.

Then he told the servant to fix the best food and to prepare a party to welcome the boy home.

Does that sound like a father who was angry at his son for the bad things he had done? Does that sound like a father who didn't love his son anymore?

Just as that father loved his son and forgave him, God loves you, and He will always forgive you when you are truly sorry for doing wrong. Just ask God to forgive you. He loves you so much! He wants to keep you close to Him. He will always be your friend. And someday He will welcome you to His home in heaven.



# Do and Say

## Sabbath

Each day this week read the lesson story together and use the following motions to review the memory verse.

**“You, Lord, . . . . .** Point upward.

**are good, . . . . .** Clap hands together.


**and ready . . . . .** Open arms wide.

**to forgive.”**

**Psalm 86:5. . . . .** Palms together; then open as if opening a book.

## Sunday

Help your child give one of the potpourri sachets made in Sabbath School to someone and tell them that it is to remind them that God loves them. Then let your child put the other sachet where it will remind him or her that God loves us and is always ready to forgive us.



## Monday

Give your child a few coins and have him or her use them to “buy” small items from you. When the coins are all used, ask: What can you do to buy things you need now that your money is gone? Talk about the son in the story and why he had no money to buy food.

## Tuesday

Share pictures or a book about pigs with your

child. Talk about the way they live and what they eat. If possible, visit a place where pigs live. Ask: Would you want to live with pigs?

## Wednesday

Standing by your child, have your child run a little ways from you and then call him/her back to you with open arms and a happy face. Tell your child that Jesus is always waiting with open arms for us to come to Him.

## Thursday

Cut pieces of bread in a circle or use round crackers. Use a spread your child likes to make a happy face on the bread or cracker. As you eat, talk about how happy we are that God is always ready to forgive us.



## Friday

To act out the story, let your child pretend to run away from you. “Look” for him or her and open your arms and share hugs when he or she runs back to you. Talk about how much you love your child. Then celebrate God’s love by singing thank-You songs and sharing a “feast” together.