

If you have a QR code reader on your smartphone or computer: load the reader, point your camera at this graphic, and visit our site.



Kindergarten

Leader/Teacher Guide

A Sabbath School Bible Study Guide for Kindergarten Children
GraceLink® Sabbath School Curriculum

www.gracelink.net

Year B, First Quarter

EDITOR

WORLD SABBATH SCHOOL DIRECTORS

GENERAL CONFERENCE ADVISER

CONSULTING EDITOR

DESIGN

DESKTOP TECHNICIAN

ILLUSTRATOR: SABBATH SCHOOL LESSONS

ILLUSTRATOR: DO AND SAY

LINE ART ILLUSTRATOR

CIRCULATION

FALVO FOWLER

RAMON CANALS, JAMES HOWARD

TED N. C. WILSON

ARTUR STELE

REVIEW AND HERALD DESIGN CENTER

TONYA BALL

DAN SHARP

KINCHI MARC LATRIQUE

MARY BAUSMAN

REBECCA HILDE

A Publication of the Sabbath School/Personal Ministries Department
General Conference of Seventh-day Adventists®
12501 Old Columbia Pike
Silver Spring, MD 20904-6600, U.S.A.

Scriptures credited to ICB are from the *International Children's Bible, New Century Version*, copyright © 1983, 1986, 1988 by Word Publishing, Dallas, Texas 75039. Used by permission.

Texts credited to NIV are from the *Holy Bible, New International Version*. Copyright © 1973, 1978, 1984, 2011 by Biblica, Inc. Used by permission. All rights reserved worldwide.

Texts credited to NKJV are from the New King James Version. Copyright © 1979, 1980, 1982 by Thomas Nelson, Inc. Used by permission. All rights reserved.

Kindergarten Sabbath School Leader/Teacher Guide (ISSN 0163-8793). Vol. 45, No. 1, First Quarter 2021. Published for the General Conference of Seventh-day Adventists® by the Pacific Press® Publishing Association, 1350 N. Kings Road, Nampa, ID 83687, U.S.A. Text copyrighted © 2021 by the General Conference of Seventh-day Adventists®. All rights reserved. No part of the *Kindergarten Sabbath School Leader/Teacher Guide* may be edited, altered, modified, adapted, translated, reproduced, or published by any person or entity without prior written authorization from the General Conference of Seventh-day Adventists®. The division offices of the General Conference of Seventh-day Adventists® are authorized to arrange for translation of the *Kindergarten Sabbath School Leader/Teacher Guide*, under specific guidelines. Copyright of such translations and their publication shall remain with the General Conference. "Seventh-day Adventist," "Adventist" and the flame logo are registered trademarks of the General Conference of Seventh-day Adventists® and may not be used without prior authorization from the General Conference, 12501 Old Columbia Pike, Silver Spring, Maryland 20904-6600, U.S.A. Art copyrighted © 2003 by the Review and Herald® Publishing Association.

Postmaster: Send address changes to *Kindergarten Leader/Teacher Guide*, Circulation P.O. 5353, Nampa, ID 83653-5353.

Periodicals postage paid at P.O. Box 5353, Nampa, ID 83653. Single copy, US\$24.99 plus postage. One year, United States: US\$67.80; Canada and foreign: US\$75.80. Prices subject to change without notice..

Printed in U.S.A.

The Writers

Audrey Boyle Andersson—Sweden

Jackie Bishop—California, USA

DeeAnn Bragaw—Colorado, USA

Linda Porter Carlyle—Oregon, USA

Helga Eiteneir—Germany

René Alexenko Evans—Tennessee, USA

Adriana Itin Femopase—Argentina

René Garrigues-Goodwin—Washington, USA

Feryl Harris—West Virginia, USA

Donna Meador—Washington, USA

Vikki Montgomery—Maryland, USA

Rebecca Gibbs O'Fallon—Maryland, USA

Evelyn Omaña—Venezuela

Denise Pereyra—California, USA

Dawn Reynolds—Maryland, USA

Janet Rieger—Australia

Judi Rogers—Maryland, USA


Denise Ropka-Kasischke—California, USA

Eileen Dahl Vermeer—Canada

Contents

 **SERVICE** *Jesus sets an example of service for us.*

- 1 A Child Like Me (January 2) - - - - - 10
- 2 Daddy's Helper (January 9) - - - - - 20
- 3 Lost and Found (January 16) - - - - - 30
- 4 Friend to All (January 23) - - - - - 40

 **GRACE** *God has made us part of His family.*

- 5 Let Them Come! (January 30) - - - - - 50
- 6 Too Short to See (February 6) - - - - - 60
- 7 Who Is Your Neighbor? (February 13) - - - - - 70
- 8 Lazarus, Come Out (February 20) - - - - - 80

 **WORSHIP** *We praise Jesus for what He has done for us.*

- 9 A Praise Parade (February 27) - - - - - 90
- 10 A Special Supper (March 6) - - - - - 100
- 11 Jesus Loves Me (March 13) - - - - - 110
- 12 He's Alive! (March 20) - - - - - 120
- 13 Coming in the Clouds (March 27) - - - - - 130

Basic Needs of Children*

All children have certain basic needs as well as needs that are specific to their age and stage of development. The basic needs of children are:

Physical

- Food
- Warmth
- Shelter

Mental

- Power—to make choices and follow plans

Emotional

- A sense of belonging
- Expressions of unconditional love and acceptance

- Approval and recognition
- Freedom within defined boundaries
- Humor—a chance to laugh

Spiritual

- An all-knowing, loving, caring God
- Forgiveness of wrongs and a chance to start over
- Assurance of acceptance with God
- Experience in prayer, answers to prayer
- A chance to grow in grace and in the knowledge of God

The Kindergarten Child

In the Seventh-day Adventist Church we advocate kindergarten for children ages 3-5. However, the development of children varies from child to child. Therefore, a knowledge of each child in your Sabbath School is important. Generally, the description below is true of children ages 3-5.

Physical

- Start developing large muscle coordination
- Lack a sure sense of balance
- Are extremely active
- Tire easily, but revive soon after resting
- Lack fine muscle coordination
- Are curious and like to explore their environment
- Learn by exploring

Mental

- Are capable of limited listening and understanding without the help of a visual cue, such as seeing the object being discussed
- Have quick memory
- Memorize things they don't understand

Emotional

- Cry easily
- Are capable of verbalizing emotional responses
- Learn to delay gratification of needs without losing equilibrium
- Learn ways to express negative emotions

Social/Relational

- Are self-centered—the world revolves around them

- Play alone in the presence of their friends, rather than playing with their friends
- Like to make friends and be with friends

Developmental Needs

In addition to the basic needs mentioned earlier, kindergarten children need:

- Freedom—to choose and to explore within limits
- Power—to have some autonomy in learning situations
- Limits—safe boundaries that are set by parents and teachers
- Fun—learning through play, enjoying success
- Discipline and training—to provide safety and structure in their lives

Spiritual Needs

Kindergarten children need to know:

- God loves them and cares for them
- How to show respect for God
- God made them, knows them, and values them
- The difference between right and wrong
- How to choose the right with God's help

General Rules

A child's attention span, in minutes, is their age plus one. Thus, an average 3-year-old has a potential attention span of four minutes, provided they are interested in what is happening.

Kindergarten children:

- Enjoy repetition—provided they don't tire
- Are beginning to reason from simple cause to effect
- Make some generalizations—often incorrectly
- Learn best by active participation
- Have a short attention span—three to six minutes

*Children's Ministries: Ideas and Techniques That Work, ed. Ann Calkins (Lincoln, Nebr.: AdventSource, 1997).

About Materials

As you follow the natural learning sequence outlined in each lesson, you may want to adapt activities for use in your particular situation and this may require a change in the need for materials. Look ahead at the Program Outline for each week's program so you can be prepared with the materials suggested.

Supplies Frequently Used in Kindergarten

Paper

- butcher paper (roll)
- construction paper (various colors)
- drawing paper
- finger-painting paper
- poster board
- writing paper

Art supplies

- aluminum foil
- cotton balls or polyester fiberfill
- craft sticks
- crayons, markers, colored pencils
- finger paints and watercolors
- glue or glue sticks
- hole punch
- magnetic tape (stick-on)
- pencils
- plastic wrap
- play dough or modeling clay
- scissors (blunt-nosed)
- stamp pads (various colors)

- stapler and staples
- string
- tape (cellophane, masking, etc.)
- thread, several colors
- toilet paper or paper towel rolls (empty)
- yarn, several colors

Other

- adhesive bandages
- bags, paper and plastic, all sizes
- balloons
- beanbag
- blindfold for each child
- blocks, boxes, or LEGOs
- boxes, large cardboard (appliance size)
- audio recording device
- chenille sticks or pipe cleaners
- costumes, Bible-times, for adults and children
- crown for each child
- cups—paper and plastic

- dolls (baby dolls)
- fabric pieces
- flashlight
- gifts (inexpensive)
- magnets, small
- paper clips (steel)
- paper towels/baby wipes
- plastic or newspaper to cover tables
- recorded nature sounds
- rubber bands
- sandwich bags, plastic sealable
- seeds (rice, beans, etc.)
- shoe boxes
- smocks/old shirts to cover children's clothes
- stickers, large variety
- towels, small
- toy musical instruments
- toy stuffed animals

Additional Supplies Needed This Quarter

In addition to those materials frequently used in kindergarten, specific items may be used only once during the quarter. A list of such items is included here for your convenience. Keep in mind that this list DOES NOT include everything needed to teach a given lesson.

Lesson 1

- measuring tape
- growth chart pattern (see p. 140)
- bag with various objects
- Good Helper Wheel patterns (see p. 141)
- paper fasteners

Lesson 2

- building toys
- play hammers, saws, and brooms
- stick of wood
- stone
- picture of plow, or a forked stick
- Helping Chart pattern (see p. 27)

Lesson 3

- plastic straws or small sticks
- flat bread
- "I Love God's House" finger play
- low table (optional)
- paper plates (optional)
- herbs (optional)
- juice (optional)
- pillows or cushions (optional)
- bag with various items
- seed packets

Lesson 4

- donkey mask pattern (see p. 47)
- variety of pictures (see activity)
- small paper lunch bags

Lesson 5

- baby dolls
- baby items
- mother with a baby (optional)
- Jesus with children pictures
- sticky labels

Lesson 6

- 18-inch fabric circle or two paper plates for each child
- coins or small circles of paper
- picture of a sycamore tree or a tree that could be climbed easily
- Zacchaeus' tree and man pattern (see p. 67)

Lesson 7

- toy doctor's bag
- toy or real stethoscope
- adhesive and gauze bandages
- toy thermometer
- empty medicine bottle
- crutches
- donkey prop (see Room Decorations)
- house pattern (see p. 77)

Lesson 8

- rolls of white toilet paper
- finger puppet pattern (see p. 87)
- cool, moist cloth
- closet or blanket and table
- various pictures or objects
- heart pattern (see p. 87)

Lesson 9

- 12" sticks or dowels
- music for several praise songs
- paper flower shapes/various colors
- donkey prop (see Lesson 7)
- artificial flowers and/or leis
- real or paper palm branches
- pieces of cloth or bath towels
- palm leaf pattern (see p. 142)

Lesson 10

- waxed paper
- whole wheat flour, salt, water
- measuring cup, rolling pin, baking sheet
- oven (optional)
- knife
- various pictures
- table, tablecloth
- flat or pita bread
- bread plate
- napkins or small paper plates
- grape juice
- basin
- pitcher
- two towels
- two adult males
- large-mouth container

Lesson 11




- three small balls
- adult male

Lesson 12

- tiny symbols of Jesus' death and resurrection
- small empty container
- cutout patterns (see p. 143)
- several helium-filled balloons

Lesson 13

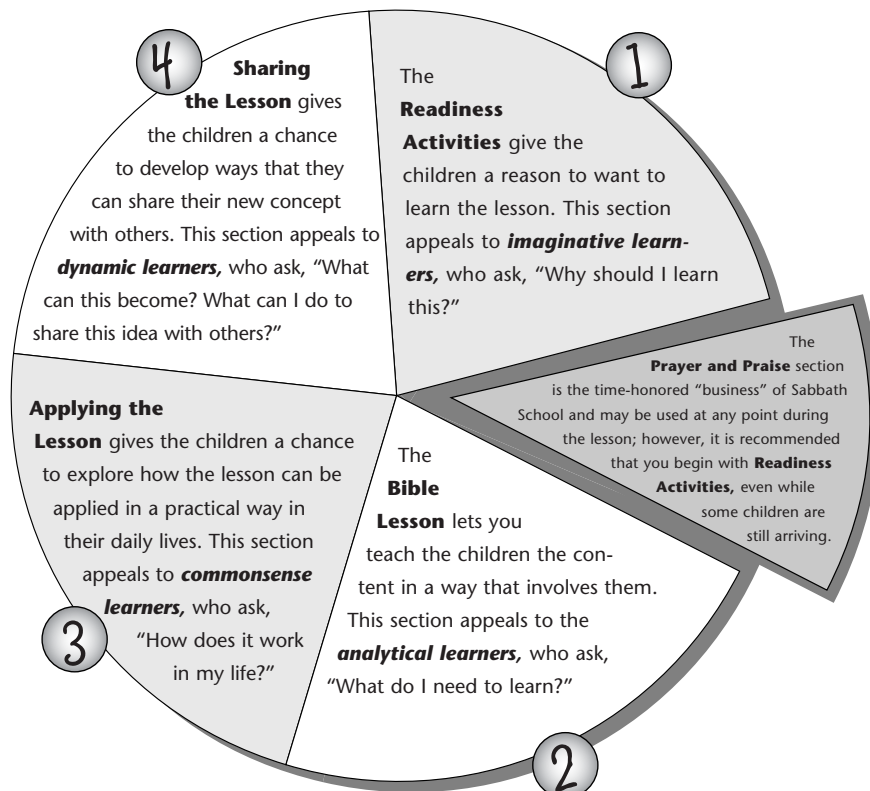
- Heaven Quiz copies (see p. 144)
- crown (or picture of one)
- gift-wrapped box
- pictures of heaven or various items there
- various items (adhesive bandage, crutch or walking stick, paper tissues, broken toy, picture of child crying, etc.)
- crown pattern (see p. 137)
- star stickers or colorful paper stars

Lesson	Bible Story	References	Memory Verse	Message	Materials
	SERVICE: <i>Jesus sets an example of service for us.</i>				
Lesson 1 Jan. 2	Jesus as a young child.	Luke 2:39, 40, 51, 52; DA 68-71	Luke 2:51, NIV	We are like Jesus when we obey and help.	See p. 11.
Lesson 2 Jan. 9	Boy Jesus is helpful and obedient.	Matthew 13:55; Mark 6:3; DA 72-74	Proverbs 20:11, NIV	We serve God when we do our best work.	See p. 21.
Lesson 3 Jan. 16	Jesus visits the Temple.	Luke 2:41-50; DA 75-83	Luke 2:52, NIV	We learn so that we can help others.	See p. 31.
Lesson 4 Jan. 23	Jesus is kind to animals.	Luke 2:40, 51, 52; DA 70, 74, 82, 83	Ephesians 4:32, NIV	We serve God when we are kind.	See p. 41.
	GRACE: <i>God has made us part of His family.</i>				
Lesson 5 Jan. 30	Jesus blesses the children.	Luke 18:15-17; DA 511-517	Luke 18:16, NIV	Jesus loves me! He wants me in His family!	See p. 51.
Lesson 6 Feb. 6	Zacchaeus meets Jesus.	Luke 19:1-10; DA 552-556	Luke 19:10, NIV	Jesus wants everyone to be in His family.	See p. 61.
Lesson 7 Feb. 13	The good Samaritan.	Luke 10:25-37; DA 497-505	Luke 10:27, NIV	God wants us to show love to everyone.	See p. 71.
Lesson 8 Feb. 20	Lazarus raised from the dead.	John 11:1-44; DA 524-536	John 11:5, NIV	Jesus does what is best for us.	See p. 81.
	WORSHIP: <i>We praise Jesus for what He has done for us.</i>				
Lesson 9 Feb. 27	Jesus' triumphal entry.	Luke 19:28-40; DA 569-579	Luke 19:38, NIV	We worship Jesus when we praise Him.	See p. 91.
Lesson 10 March 6	The Last Supper.	John 13:1-17; Luke 22:15-19; DA 642-661	John 13:1, NIV	We praise Jesus for showing us His love.	See p. 101.
Lesson 11 March 13	Jesus' arrest and Peter's denial.	Luke 22:39-46, 54-23:25; DA 685-715, 723-740	Revelation 4:11, NIV	We praise Jesus for doing hard things for us.	See p. 111.
Lesson 12 March 20	Jesus is crucified and resurrected.	Luke 23:26-24:12; DA 741-794	1 Thessalonians 4:14, NIV	We praise Jesus because He died and rose again.	See p. 121.
Lesson 13 March 27	Heaven.	1 Thessalonians 4:16, 17; Revelation 21; 22; Isaiah 65:17-25; EW 13-20; 1T 60, 61, 67-70; GC 635-652	2 Peter 3:13, NIV	We praise Jesus for His gift of heaven.	See p. 131.

To the Leaders/Teachers

These guides were developed to:

- A. Introduce the lesson on Sabbath.** The child then reviews and applies the principles studied with the help of their parents and Bible study guides during the week. In this way, the lessons learned in Sabbath School become a vital part of the child's growing faith experience. Memory verses, which are also learned in Sabbath School, are reviewed and reinforced during the following week, connected in the child's mind with the interesting learning activities they have already experienced.
- B. Focus the entire Sabbath School time on one message.** These messages each relate to one of the four dynamics of a growing faith experience: grace (God loves me), worship (I love God), community (we love each other), and service (God loves you, too).



C. Reach each child in the way they learn best. By following the natural learning sequence on which these outlines were based, you will also connect students with “the message” for the week in a way that will capture each one’s attention and imagination.

D. Give students active learning experiences so they can more readily internalize the truths being presented. These experiences are followed by *debriefing* sessions in which you ask questions that lead the children to reflect on what they experienced, interpret the experience, and apply that information to their lives.

E. Involve the adult Sabbath School staff in new and flexible ways.

- A very small Sabbath School can be managed by one adult.
- A larger Sabbath School can be managed by one leader/teacher with other adult volunteers to facilitate the small group interaction. This gives small group facilitators a maximum involvement with the students and their dynamic learning, while requiring a minimum of preparation on the facilitator’s part.
- A creative alternative is to enlist leaders/teachers with different personal learning styles to lead different segments of the program.

(For more detailed information about the natural learning cycle, the learning styles, and other dynamics of teaching and learning, contact your Adventist Book Center or your Sabbath School or children’s ministries director.)

To use this guide . . .

Try to follow the natural learning cycle outlined, but adapt it as necessary to make the program work in your particular situation.

Look ahead at the Program Outline for each week’s program so you can be prepared with the simple materials suggested.