

If you have a QR code reader on your smartphone or computer: load the reader, point your camera at this graphic, and visit our site.



Kindergarten

Leader/Teacher Guide

A Sabbath School Bible Study Guide for Kindergarten Children
GraceLink® Sabbath School Curriculum

www.gracelink.net

Year B, Third Quarter

EDITORIAL ASSISTANT

WORLD SABBATH SCHOOL DIRECTORS

GENERAL CONFERENCE ADVISER

CONSULTING EDITOR

DESIGN

DESKTOP TECHNICIAN

ILLUSTRATOR: SABBATH SCHOOL LESSONS

ILLUSTRATOR: DO AND SAY

LINE ART ILLUSTRATOR

CIRCULATION

KATHLEEN D. SOWARDS

RAMON CANALS, JIM HOWARD

TED N. C. WILSON

ARTUR STELE

REVIEW AND HERALD DESIGN CENTER

TONYA BALL

DAN SHARP

KINCHI MARC LATRIQUE

MARY BAUSMAN

REBECCA HILDE

A Publication of the Sabbath School/Personal Ministries Department
General Conference of Seventh-day Adventists®
12501 Old Columbia Pike
Silver Spring, MD 20904-6600, U.S.A.

Scriptures credited to ICB are from the *International Children's Bible, New Century Version*, copyright © 1983, 1986, 1988 by Word Publishing, Dallas, Texas 75039. Used by permission.

Texts credited to NIV are from the *Holy Bible, New International Version*. Copyright © 1973, 1978, 1984, 2011 by Biblica, Inc. Used by permission. All rights reserved worldwide.

Texts credited to NKJV are from the New King James Version. Copyright © 1979, 1980, 1982 by Thomas Nelson, Inc. Used by permission. All rights reserved.

Kindergarten Sabbath School Leader/Teacher Guide (ISSN 0163-8793). Vol. 45, No. 3, Third Quarter 2021. Published for the General Conference of Seventh-day Adventists® by the Pacific Press® Publishing Association, 1350 N. Kings Road, Nampa, ID 83687, U.S.A. Text copyrighted © 2021 by the General Conference of Seventh-day Adventists®. All rights reserved. No part of the *Kindergarten Sabbath School Leader/Teacher Guide* may be edited, altered, modified, adapted, translated, reproduced, or published by any person or entity without prior written authorization from the General Conference of Seventh-day Adventists®. The division offices of the General Conference of Seventh-day Adventists® are authorized to arrange for translation of the *Kindergarten Sabbath School Leader/Teacher Guide*, under specific guidelines. Copyright of such translations and their publication shall remain with the General Conference. "Seventh-day Adventist," "Adventist" and the flame logo are registered trademarks of the General Conference of Seventh-day Adventists® and may not be used without prior authorization from the General Conference, 12501 Old Columbia Pike, Silver Spring, Maryland 20904-6600, U.S.A. Art copyrighted © 2003 by the Review and Herald® Publishing Association.

Postmaster: Send address changes to *Kindergarten Leader/Teacher Guide*, Circulation P.O. 5353, Nampa, ID 83653-5353.

Periodicals postage paid at P.O. Box 5353, Nampa, ID 83653. Single copy, US\$24.99 plus postage. One year, United States: US\$67.80; Canada and foreign: US\$75.80. Prices subject to change without notice..

Printed in U.S.A.

The Kindergarten Writers

Audrey Boyle Andersson—Sweden

Jackie Bishop—California

DeeAnn Bragaw—Colorado

Linda Porter Carlyle—Oregon

Helga Eiteneir—Germany

René Alexenko Evans—Tennessee

Adriana Itin Femopase—Argentina

René Garrigues-Goodwin—Washington

Feryl Harris—West Virginia

Donna Meador—Washington

Vikki Montgomery—Maryland

Rebecca Gibbs O'Fall—Maryland

Evelyn Omaña—Venezuela

Denise Pereyra—California

Dawn Reynolds—Maryland

Janet Rieger—Australia

Judi Rogers—Maryland

Denise Ropka-Kasichke—California

Eileen Dahl Vermeer—Canada

Contents



COMMUNITY

We help each other.

- 1 The Little Prince (July 3) ----- 10
- 2 Repairing the Temple (July 10) ----- 20
- 3 Queen Esther (July 17) ----- 30
- 4 Esther Saves Her People (July 24)----- 40



SERVICE

God teaches us how to serve.

- 5 The Little Maid (July 31) ----- 50
- 6 Little Maid Serves God (August 7) ----- 60
- 7 Disappearing Spots (August 14)- ----- 70
- 8 Naaman Serves God (August 21)----- 80



WORSHIP

We thank God for being with us.

- 9 Baby Moses (August 28) ----- 90
- 10 Pillars of Cloud and Fire (September 4)- ----- 100
- 11 Bitter Water to Better Water (September 11)- ----- 110
- 12 God Gives Manna (September 18)- ----- 120
- 13 God's 10 Rules (September 25) ----- 130

Basic Needs of Children*

All children have certain basic needs as well as needs that are specific to their age and stage of development. The basic needs of children are:

Physical

- Food
- Warmth
- Shelter

Mental

- Power—to make choices and follow plans

Emotional

- A sense of belonging
- Expressions of unconditional love and acceptance

- Approval and recognition
- Freedom within defined boundaries
- Humor—a chance to laugh

Spiritual

- An all-knowing, loving, caring God
- Forgiveness of wrongs and a chance to start over
- Assurance of acceptance with God
- Experience in prayer, answers to prayer
- A chance to grow in grace and in the knowledge of God

The Kindergarten Child

In the Seventh-day Adventist Church we advocate kindergarten for children ages 3-5. However, the development of children varies from child to child. Therefore, a knowledge of each child in your Sabbath School is important. Generally, the description below is true of children ages 3-5.

Physical

- Start developing large muscle coordination
- Lack a sure sense of balance
- Are extremely active
- Tire easily, but revive soon after resting
- Lack fine muscle coordination
- Are curious and like to explore their environment
- Learn by exploring

Mental

- Are capable of limited listening and understanding without the help of a visual cue, such as seeing the object being discussed
- Have quick memory
- Memorize things they don't understand

Emotional

- Cry easily
- Are capable of verbalizing emotional responses
- Learn to delay gratification of needs without losing equilibrium
- Learn ways to express negative emotions

Social/Relational

- Are self-centered—the world revolves around them

- Play alone in the presence of their friends, rather than playing with their friends
- Like to make friends and be with friends

Developmental Needs

In addition to the basic needs mentioned earlier, kindergarten children need:

- Freedom—to choose and to explore within limits
- Power—to have some autonomy in learning situations
- Limits—safe boundaries that are set by parents and teachers
- Fun—learning through play, enjoying success
- Discipline and training—to provide safety and structure in their lives

Spiritual Needs

Kindergarten children need to know:

- God loves them and cares for them
- How to show respect for God
- God made them, knows them, and values them
- The difference between right and wrong
- How to choose the right with God's help

General Rules

A child's attention span, in minutes, is their age plus one. Thus, an average 3-year-old has a potential attention span of four minutes, provided they are interested in what is happening.

Kindergarten children:

- Enjoy repetition—provided they don't tire
- Are beginning to reason from simple cause to effect
- Make some generalizations—often incorrectly
- Learn best by active participation
- Have a short attention span—three to six minutes

*Children's Ministries: Ideas and Techniques That Work, ed. Ann Calkins (Lincoln, Nebr.: AdventSource, 1997).

About Materials

As you follow the natural learning sequence outlined in each lesson, you may want to adapt activities for use in your particular situation, and this may require a change in the need for materials. Look ahead at the Program Outline for each week's program so you can be prepared with the materials suggested.

Supplies Frequently Used in Kindergarten

Paper

- butcher paper (roll)
- construction paper (various colors)
- drawing paper
- finger-painting paper
- posterboard
- writing paper

Art supplies

- aluminum foil
- cotton balls or polyester fiberfill
- craft sticks
- crayons, markers, colored pencils
- finger paints and watercolors
- glue or glue sticks
- hole punch
- magnetic tape (stick-on)
- pencils
- plastic wrap
- play dough or modeling clay
- scissors (blunt-nosed)
- stamp pads (various colors)

- stapler and staples
- string
- tape (cellophane, masking, etc.)
- thread, several colors
- toilet paper or paper towel (empty rolls)
- yarn, several colors

Other

- adhesive bandages
- bags, paper and plastic, all sizes
- beanbag
- balloons
- blindfold for each child
- blocks, boxes, or Legos
- boxes, large cardboard (appliance size)
- device that can play music (CD, MP3, streaming, etc.)
- chenille sticks or pipe cleaners
- costumes, Bible-times, for adults and children
- crown for each child

- cups, paper and plastic
- dolls (baby dolls)
- fabric pieces
- flashlight
- gifts (inexpensive)
- magnets, small
- paper clips (steel)
- paper towels/baby wipes
- plastic or newspaper to cover tables
- recorded nature sounds
- rubber bands
- sandwich bags, plastic sealable
- seeds (rice, beans, etc.)
- shoe boxes
- small magnets
- smocks/old shirts to cover children's clothes
- stickers, large variety
- towels, small
- toy musical instruments
- toy stuffed animals

Additional Supplies Needed This Quarter

In addition to those materials frequently used in kindergarten, specific items may be used only once during the quarter. A list of such items is included here for your convenience. Keep in mind that this list DOES NOT include everything needed to teach a given lesson.

Lesson 1

- clothes
- small boxes
- pictures of people
- picture of a church
- Paper People Chain pattern (see p. 140)

Lesson 2

- sticks, stones, shells
- thick rope, 10 feet or three meters long
- gold- and silver-colored dishes
- coins
- "clean" trash
- Temple pattern (see p. 141)

Lesson 3

- 8-10 envelopes
- pretty pictures (nature, animals)
- unattractive pictures (nature, animals)
- Caring for All Ages pattern (see p. 142)
- crowns
- Stop Sign pattern (see p. 143)

Lesson 4

- round dry cereal
- scepter model or picture
- Praying Hands Crown pattern (see p. 144)
- Star pattern (see p. 143)

Lesson 5

- Can I Help Here? pattern (see p. 145)
- items from other countries
- transportation toys (optional)
- missionary costumes (optional)
- globe or world map
- World Map pattern (see p. 146)

Lesson 6

- felts or puppets
- felt board
- Butterfly pattern (see p. 147)

Lesson 7

- clear bowl with water
- spoon
- something that dissolves in water
- something that won't dissolve
- toy medical equipment
- white sticky dots or white chalk
- Jordan River pattern (see p. 148)
- Naaman pattern (see p. 149)

Lesson 8

- whiteboard or chart paper
- three nature pictures
- basket
- large picture or felt of Jesus
- first-, second-, and third-place ribbons
- Ribbon pattern (see p. 149)
- blue paper
- two-sided tape

Lesson 9

- stiff cardboard
- large bowl or basin
- pebbles
- tray
- tea towel
- items used for protection (see activity)
- baby doll with blanket
- feathers or Ping-Pong balls
- small margarine or cottage cheese containers (empty)
- green ribbon or fabric
- green markers
- small dolls or craft sticks

Lesson 10

- yardstick or meter stick
- several large boxes
- Cloud pattern (see p. 150)
- drinking straws or twigs or craft sticks
- crayons, red and yellow glow-in-the-dark (if possible)

Lesson 11




- pitcher of water
- disposable cups or spoons
- dead plant
- healthy plant
- box or paper bag
- salt
- "cloud" on a stick from Lesson 10
- sandwich-size plastic bags
- tablespoon
- ribbon or yarn
- Body of Water pattern (see p. 151)

Lesson 12

- puffed rice cereal or popped popcorn
- soft sweet objects
- strong-smelling foods
- empty plastic containers
- felt or plastic fruit/vegetables
- Favorite Food pattern (see p. 150)

Lesson 13

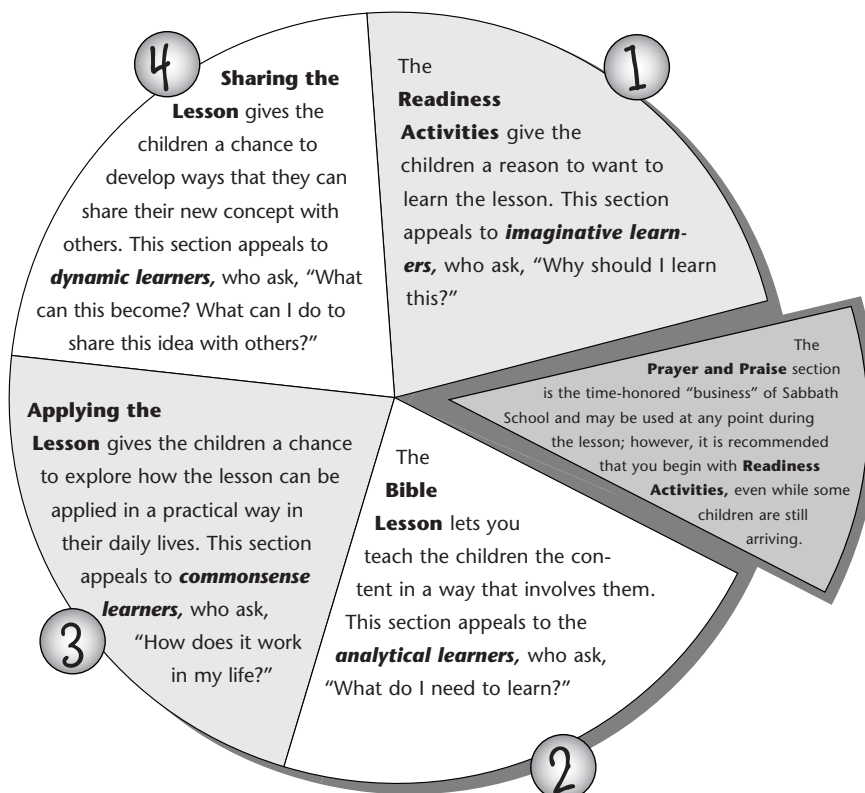
- bowls
- "cloud" on stick from Lesson 10
- two cooking pot lids
- flat stone for each child

Lesson	Bible Story	References	Memory Verse	Message	Materials
 COMMUNITY: We help each other.					
Lesson 1 July 3	Joash, the little prince	2 Kings 11; PK 215, 216	Romans 12:10, ICB	In God's family, we love and protect each other.	See p. 11.
Lesson 2 July 10	Joash repairs the temple.	2 Kings 12:1-15; 2 Chronicles 24:1-14; SDABC v. 2, 923, 924	Philippians 1:27, ICB	In God's family, we work together.	See p. 21.
Lesson 3 July 17	Queen Esther	Esther 1; 2:1-20; SDABC v. 3, 468-471	Hebrews 13:1, NIV	God's people care for each other.	See p. 31.
Lesson 4 July 24	Esther saves her people.	Esther 4; 5:1-7; 7:1-4; 8:11; PK 602-606	Matthew 18:20, NIV	God hears us when we pray together.	See p. 41.
 SERVICE: God teaches us how to serve.					
Lesson 5 July 31	The captive maid	2 Kings 5:1, 2; PK 244, 245	Galatians 6:10, NIV	We can serve God wherever we are.	See p. 51.
Lesson 6 August 7	The captive maid (continued)	2 Kings 5:1-8; PK 246	2 Thess. 2:16, 17, NIV	We serve God by what we do and say.	See p. 61.
Lesson 7 August 14	Naaman is cured of leprosy.	2 Kings 5:9-14; PK 246-249	Ephesians 2:10, NIV	We serve God by doing good for others.	See p. 71.
Lesson 8 August 21	Naaman accepts the God of Israel.	2 Kings 5:15-17; PK 249, 250	2 Kings 5:15, NIV	We serve others, but we put God first.	See p. 81.
 WORSHIP: We thank God for being with us.					
Lesson 9 August 28	Baby Moses	Exodus 1; 2:1-10; PP 241-244	Psalms 32:7, NIV	We worship God when we thank Him.	See p. 91.
Lesson 10 Sept. 4	Israel leaves Egypt.	Exodus 13:21, 22; 14:19, 20; PP 282-287	Genesis 28:15, NIV	We thank God for taking good care of us.	See p. 101.
Lesson 11 Sept. 11	Bitter water made sweet	Exodus 15:22-25; PP 291-294	Revelation 7:17, NIV	We thank God for giving us water.	See p. 111.
Lesson 12 Sept. 18	Manna from heaven	Exodus 16:1-5, 14-26; PP 294-297	Joel 2:26, NIV	We thank God for giving us good food.	See p. 121.
Lesson 13 Sept. 25	The Ten Commandments	Exodus 19:1-11, 16-20, 25; 20:1-17; 32:15, 16; PP 303-309	Exodus 19:8, NIV	We thank God for showing us how to live.	See p. 131.

To the Leaders/Teachers

These guides were developed to:

- A. Introduce the lesson on Sabbath.** The child then reviews and applies the principles studied with the help of their parents and Bible study guides during the week. In this way, the lessons learned in Sabbath School become a vital part of the child's growing faith experience. Memory verses, which are also learned in Sabbath School, are reviewed and reinforced during the following week, connected in the child's mind with the interesting learning activities they have already experienced.
- B. Focus the entire Sabbath School time on one message.** These messages each relate to one of the four dynamics of a growing faith experience: grace (God loves me), worship (I love God), community (we love each other), and service (God loves you, too).



C. Reach each child in the way they learn best. By following the natural learning sequence on which these outlines were based, you will also connect students with “the message” for the week in a way that will capture each one’s attention and imagination.

D. Give students active learning experiences so they can more readily internalize the truths being presented. These experiences are followed by *debriefing* sessions in which you ask questions that lead the children to reflect on what they experienced, interpret the experience, and apply that information to their lives.

E. Involve the adult Sabbath School staff in new and flexible ways.

- A very small Sabbath School can be managed by one adult.
- A larger Sabbath School can be managed by one leader/teacher with other adult volunteers to facilitate the small group interaction. This gives small group facilitators a maximum involvement with the students and their dynamic learning, while requiring a minimum of preparation on the facilitator’s part.
- A creative alternative is to enlist leaders/teachers with different personal learning styles to lead different segments of the program.

(For more detailed information about the natural learning cycle, the learning styles, and other dynamics of teaching and learning, contact your Adventist Book Center or your Sabbath School or children’s ministries director.)

To use this guide . . .

Try to follow the natural learning cycle outlined, but adapt it as necessary to make the program work in your particular situation.

Look ahead at the Program Outline for each week’s program so you can be prepared with the simple materials suggested.