

LESSON



Disappearing Spots

SERVICE

God teaches us how to serve.

References

2 Kings 5:9-14; *Prophets and Kings*, pp. 246-249.

Memory Verse

"For we are . . . created . . . to do good works" (Ephesians 2:10, NIV).

Objectives

The children will:

Know that God made them to help each other.

Feel willing to help wherever and whenever needed.

Respond by doing good deeds for others.

The Message



We serve God by doing good for others.

Getting Ready to Teach

The Bible Lesson at a Glance

Captain Naaman is sent to the prophet Elisha by the king of Israel. Elisha does not meet with Naaman, but has his servant tell Naaman to wash himself in the Jordan River seven times. Naaman is angry at the suggestion. It isn't what he expected. Naaman's servants reason with him. So he swallows his pride, washes in the river seven times, and is healed after

dipping under the water the seventh time.

This is a lesson about service.

We can serve God by doing good for others as Little Maid and Prophet Elisha did. They didn't have to help the foreigner and unbeliever, Naaman, but they acted out their love for God by doing good works for others.

SEVEN

Program Outline			
LESSON SECTION	MINUTES	ACTIVITIES	MATERIALS NEEDED
Welcome	ongoing	Greet students at door; hear pleased/troubled	none
1 Readiness Activities	up to 10	A. <i>Disappear</i> B. <i>Medical Help</i> C. <i>What's Leprosy?</i>	clear bowl, water, spoon, dissolvable item, nondissolvable item toy medical equipment white sticky dots or white chalk, crayons, plastic cups
* Prayer and Praise*	up to 10	See page 76. *Prayer and Praise may be used at any time during the program.	
2 Bible Lesson	up to 20	Experiencing the Story	none
		Bible Study	Bible
		Memory Verse	Bible
3 Applying the Lesson	up to 15	<i>Good Deeds Tick-Tack-Toe</i>	chalkboard or whiteboard or poster paper, chalk or marker
4 Sharing the Lesson	up to 15	<i>Naaman Dips</i>	Jordan River pattern (see p. 148), Naaman pattern (see p. 149), paper, scissors, crayons, craft sticks, glue or tape

Teacher Enrichment

"You must *be* good before you can *do* good. You cannot exert an influence that will transform others until your own heart has been humbled and refined and made tender by the grace of Christ. When this change has been wrought in you, it will be as natural for you to live to bless others as it is for the rosebush to yield its fragrant bloom or the vine its purple clusters" (*Thoughts From the Mount of Blessing*, p. 128).

"It is our duty ever to seek to do good in the use of the muscles and brain God has given to youth, that they

may be useful to others, making their labors lighter, soothing the sorrowing, lifting up the discouraged, speaking words of comfort to the hopeless" (*My Life Today*, p. 118).

"All power to do good is God-given. . . . To God belongs all the glory for the wise and good deeds of human agents" (*My Life Today*, p. 118).

Has your own heart been "humbled and refined and made tender by the grace of Christ" so that you can do good?

Room Decorations

See Lesson 5.

Teaching the Lesson

Welcome

Welcome children at the door. Ask how their week has been—what they are pleased/troubled about. Encourage them to share any experiences from last week's lesson study. Have them begin the readiness activity of your choice.



Readiness Activities

Select the activity most appropriate for your situation.

A. Disappear

You Need:

- clear bowl
- water
- spoon
- dissolvable item
- non-dissolvable item

Have a clear bowl of water on a table. Pour in an item that can dissolve in water (salt, powdered sugar, powdered drink mix) and stir. Then drop in an item that will not dissolve (a nail, a nut, a rock).

Debriefing

Allow response time as you ask: **Why do some things disappear in water while others don't? When we wash our hands, what things do we get off of them?** (dirt, food, germs, etc.) **If you cut your finger, can you wash the cut away? No. In our story today we will learn how God made something disappear like the salt in our experiment.**

Is water important to us? (Yes. Water is very important.) **What do we do with water?** (bathe, drink, wash clothes, cook, water plants, etc.) **Our Bible story is about Naaman. He listened to Little Maid's advice and went to see Prophet Elisha. Today we will find out what happened. Both Little Maid and Prophet Elisha did a good thing for Captain Naaman. Today's message is:**



We serve God by doing good for others.

Say that with me.

B. Medical Help

You Need:

- toy medical equipment

If you don't have toy medical equipment, you can simply use a washcloth, blanket, adhesive or cloth bandages, pillow, etc. The children can take turns pretending they are doctors, nurses, or patients as they help each other.

Debriefing

Allow response time as you ask: **Did you take good care of each other? Doing good to sick people is one way we can serve God.**

Our Bible story tells us more about Naaman. He listened to Little Maid's advice and went to see Prophet Elisha because he was sick with leprosy. Today we will find out what happened. Both Little Maid and Prophet Elisha did a good thing for Captain Naaman. God likes it when we do good things for others. Today's message is:



We serve God by doing good for others.

Say that with me.

C. What's Leprosy?

Stick some white sticky dots of various sizes to the faces and arms of the children to indicate leprosy, or make some spots with white chalk. Ask the children to close their eyes and keep them closed. Touch them gently with your finger on their arms and have them point to the place you touched. Explain that a person with leprosy cannot feel anything in the areas where the spots are. They cannot feel it if they touch something hot or step on a sharp stone. That's why they get many sores on their hands and feet.

Then have the children open their eyes and hold up both hands. Ask them to bend their fingers so that their fingertips touch their open palms. Explain that the fingers of leprosy patients are often bent like this all the time.

Place a crayon in front of each child. Ask them to try to pick up the crayon without using their fingers. Give each child a plastic cup. Ask them to lift it to their mouths and pretend to drink without stretching their fingers out. Ask how easy or hard it was to do that. Explain that a person with leprosy has great difficulty playing, working, eating, etc.

You Need:

- white sticky dots or white chalk
- crayons
- plastic cups

Debriefing

Allow response time as you ask: **What would it be like not to be able to feel anything on your skin? What would you be glad you couldn't feel? Pain isn't always a bad thing. It can help protect us.**

Today we will learn more about Naaman and leprosy. Naaman listened to Little Maid's advice. He went to see Prophet Elisha. Today we will find out what happened. Both Little Maid and Prophet Elisha did a good thing for Captain Naaman. Today's message is:



We serve God by doing good for others.

Say that with me.



NOTE: Prayer and Praise appears on page 76.

2

Bible Lesson**Experiencing the Story**

At the appropriate time have the children stand up and then “dip” down and jump up while they help you count the seven times Naaman dipped in the Jordan River. This story is found in 2 Kings 5:1-14, and this is how parts of it may have happened.

Read or tell the story.

Captain Naaman was excited and afraid at the same time. He was on his way to see Prophet Elisha. He was excited because he might be healed of his leprosy. He was afraid because he thought maybe he wouldn't be healed.

Captain Naaman had packed a lot of silver and gold. He had packed 10 sets of expensive new clothes. These would be thank-you gifts—if he was healed.

At last Captain Naaman and his servants arrived at the prophet's house. Naaman stepped out of his chariot and knocked on the door. Someone answered. Was this the prophet? No, this was the prophet's servant, but he would tell the prophet Captain Naaman had arrived.

Naaman waited impatiently outside the house. A few minutes later the servant returned to the door with a message for Captain Naaman. “Prophet Elisha says you are to go wash seven times in the Jordan River, and God will heal your leprosy.”

Captain Naaman's face turned red with anger. His heart beat faster. He was angry! *I can't believe that prophet didn't even come to the door and talk to me, he thought. And he didn't like the message the prophet sent to him. I didn't come all this way to wash in that muddy little river! We have cleaner rivers in my country! I'm going home!*

Captain Naaman stomped back to his chariot. He shouted, “Let's go home!”

Naaman's servants looked at each other. They were confused. “Why are we

going home?” they asked.

“Because I'm not going to wash in the muddy Jordan River. We have cleaner rivers at home if washing is all I need to do,” he replied.

“Wait!” said the servants. “If the prophet had asked you to do something really, really hard, you would have tried to do it. Why not try something easy?”

Captain Naaman stopped and thought about it. *They are right. I've come all this way. I really want to be healed. I'll do what the prophet asks me to do.*

“All right,” Captain Naaman replied. “Let's go to the Jordan River.”

Quickly Naaman and his servants went to the river. Naaman took off his robes and sandals. He looked at the muddy river with a frown, but he waded right in. *[Tell the children to stand up and get ready to “dip” under the water.]*

Captain Naaman dipped under the water one time, but the spots were still there. Two times: the spots were still there. Three times—spots still there. Four times—spots still there. Five times—spots still there. Six times—spots still there. Seven times—spots gone! God healed Naaman, just as Elisha had said!

Naaman leaped out of the river. He looked himself over. He shook his hands. He touched his fingers. He could feel things again! Yes, he really was healed! No more leprosy spots. This was the happiest day of his life! He couldn't wait to go back to see Prophet Elisha to thank him. He couldn't wait to get home to tell his family.

Little Maid and Prophet Elisha did a good service to Naaman. Little Maid told him about her God and Prophet Elisha. Prophet Elisha told Naaman what he must do to be healed by God.

God wants us to do good things for others. We can help others too.

Debriefing

Allow response time as you ask: **How do you think Naaman felt when Prophet Elisha didn't even come to talk with him?** (angry, disappointed)

How do you think he felt when he dipped in the river the first six times and nothing had changed? (anxious, disappointed, worried) **How do you think Naaman felt when he came up the seventh time?** (happy, surprised, thankful)

Bible Study

You Need:

Bible

Open your Bible to 2 Kings 5:9-14. Point to the text and say: **This is where**

today's story is found in the Bible. Read the verses aloud, paraphrasing as necessary.

Debriefing

Allow response time as you ask: **Whose house did Captain Naaman go to? What did Prophet Elisha tell Naaman to do? Why didn't Naaman want to do it?** (The river was muddy; he was too proud.) **Who talked him into going to the river to wash?** (his servants)

How many times was Naaman supposed to dip into the river? (seven) What happened when he dipped in the first six times?

(nothing) **What happened when he came up the seventh time?** (He was healed.)

Who had done good deeds for Naaman? (Little Maid, Elisha, God) **Do you remember our message? Let's say it together:**



We serve God by doing good for others.

Memory Verse

Turn to Ephesians 2:10 and say: **This is where we find our memory verse in God's Word, the Bible.** Read the text aloud.

"For we are . . . created . . . to do good works." Then proceed to teach the memory verse as outlined below.

You Need:

Bible

For we

Point to self, then to others.



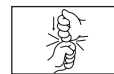
are . . . created . . .

Move hands as if forming clay into a shape.



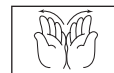
to do good works.

Make fists. Tap one with the other.



Ephesians 2:10

Palms together, then open.



PRAYER AND PRAISE



Fellowship

Report the students' joys and sorrows (pleased and troubled) as reported to you at the door (as appropriate). Allow time for sharing experiences from last week's lesson study and review the memory verse. Acknowledge any birthdays, special events, or achievements. Give a special warm greeting to all visitors.

Suggested Songs

- "Dip, Dip, Dip in the River" (*Little Voices Praise Him*, no. 56)
- "Go and Wash" (*Little Voices Praise Him*, no. 64)
- "Naaman's Song" (*Little Voices Praise Him*, no. 65)
- "Let Us Do Good" (*Little Voices Praise Him*, no. 263)
- "Blessings" (*Little Voices Praise Him*, no. 302)

Mission

Say: **Let's see in our mission story today who did something good for someone else.** Use a story from *Children's Mission*.

Offering

Say: **God does so many wonderfully good things for us that we want to thank Him. We can do that by giving our offering to help do good things for others. Today our offering is for _____ mission.**

Prayer

Say: **Let's pray together. Children, please repeat after me. Dear Jesus, please help us to always do good things for people. We love You. Amen.**

*Prayer and Praise may be used at any time during the program.

3

Applying the Lesson

Good Deeds Tick-Tack-Toe

Draw a tick-tack-toe square.

Divide the children into two teams. Say: **We're going to play tick-tack-toe. You can put an X or an O on the board for your team if you can tell one way you can do good to people.** (play nicely with your brother or sister, pick up your toys without being asked to, play quietly while

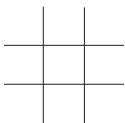
your mommy lies down because she has a headache, etc.) **Think of a good deed you can tell us about.** Give the teams turns.

Debriefing

Allow responses as you ask: **Did you enjoy playing this game? We heard a lot of good ideas about doing good deeds.** Review some of their ideas. **I hope you will remember some**

You Need:

- chalkboard or whiteboard or poster paper
- chalk or marker



of them this week and try them out. God loves it when you serve Him by doing good for others. Let's say our message together:



We serve God by doing good for others.

4

Sharing the Lesson

Naaman Dips

You Need:

- Jordan River pattern (see p. 148)
- Naaman pattern (see p. 149)
- paper
- scissors
- crayons
- craft sticks
- glue or tape

In advance, prepare a copy of the Jordan River pattern (see p. 148) and the Naaman pattern (see p. 149) for each child. Cut open along the dotted line in the river. You may want to cut out the two Naamans for the children in advance. During Sabbath School the children may color the Jordan River scene and both pictures of Naaman. Then have the children cut out or use the precut Naaman figures to glue or tape onto the craft stick, one Naaman on either side of the stick.

They should be able to put Naaman's stick through the slit in the river and have him dip down in the river six times. The seventh time they can turn Naaman around so he has no spots and let him come up out of the river "healed."

Debriefing

Allow response time as you say: **Take this home and tell someone about Naaman being healed. Share with them how Little Maid, Prophet Elisha, and God did good things for Naaman.**

This week, look for ways you can do good deeds for others too. Let's say our message again:



We serve God by doing good for others.

Closing

Sing "Good-bye Prayer" (*Little Voices Praise Him*, no. 44). Say a prayer similar to the following: **Dear Jesus, please help us to remember to serve You by doing good deeds for others. We love You. Amen.**

STUDENT LESSON

Disappearing Spots

References

2 Kings 5:9-14;
Prophets and
Kings, pp. 246-
249

Memory Verse

"For we are . . .
created . . . to
do good works"
(Ephesians 2:10,
NIV).

The Message

We serve God
by doing good
for others.

Have you ever done something really nice for someone else just because you wanted to? Naaman had some people doing good deeds for him. This is how it may have happened.

Captain Naaman was excited and afraid at the same time. He was on his way to see Prophet Elisha. He was excited because he might be healed of his leprosy. He was scared because maybe he wouldn't be healed.

Captain Naaman packed silver and gold and expensive new clothes. These would be thank-you gifts if he was healed.

At last Captain Naaman and his servants arrived at the prophet's house. Captain Naaman stepped out of his chariot. Elisha's servant greeted him. He would tell the prophet that Captain Naaman had arrived.

Captain Naaman waited impatiently outside the house. A few minutes later the servant returned with a message. "Prophet Elisha says you are to wash seven times in the Jordan River, and your leprosy will be healed."

Captain Naaman's face turned red with anger! *The prophet didn't even talk to me*, he thought to himself. He didn't like the message either. Captain Naaman stomped back to his chariot. He shouted, "Let's go home!"

Captain Naaman's servants looked at each other. "Why are we going home?" they asked.

"Because I am not going to wash in the muddy Jordan River. If washing is all I need to do, we have better rivers at home," he replied.

"Wait," said the servants. "If the

prophet had asked you to do something hard, you would have tried to do it. Why not do something easy?"

Captain Naaman stopped and thought about it. *They are right*, he thought. *I've come all this way. I'll do what the prophet says.* "All right,"

Captain Naaman said. "Let's go to the Jordan River."

Quickly they rode to the river. Captain Naaman took off his robes and sandals. He looked at the muddy river with a frown, but he waded right in.

Captain Naaman dipped under the water one time—but the spots were still there. Two times—the spots were still there.

Three times—spots still there. Four times—spots still there. Five times—spots still there. Six times—spots still there. Seven times—spots gone! God healed Captain Naaman just as Elisha had said He would!

Captain Naaman leaped out of the river. He looked at himself. Yes! He really was healed! No more leprosy spots! He couldn't wait to thank Prophet Elisha. He couldn't wait to get home to tell his family.

Little Maid and Prophet Elisha had served God well by doing good for Captain Naaman. Little Maid told him about her God and Prophet Elisha told him how to be healed by God. God wants us to do good things for others too.



Do and Say

Sabbath

Each day this week, read the lesson story together and review the memory verse:

For we Point to self, then others.

are . . . created Move hands as if forming clay into a shape.

to do good works. . . Tap one fist over the other.

Ephesians 2:10. Palms together, then open.

Sunday

Read together 2 Kings 5:9-14. Ask: How do you think Naaman felt after he dipped the seventh time? Have your child close their eyes, then touch their hand. Ask: If you had leprosy, could you feel that? What might happen if you could not feel pain?

Take a walk to a river, if possible. Ask: Is it muddy or clear? What was the Jordan River like? (muddy) Do you think you'd like to wash in a muddy river? Naaman didn't either, but he obeyed God and God healed him.

Sing "Dip, Dip, Dip in the River" (*Little Voices Praise Him*, no. 56).

Monday

Have your child sprinkle some salt in water, stir it, and watch what happens. Talk about how God healed Naaman.

Tuesday

As you bathe your child, have him or her



dip into the water seven times and count each dip.

Have your child feel different textures (soft, fuzzy, rough, smooth, prickly, etc.). Talk about how Naaman's new skin must have felt.



Wednesday

Use a baby doll to represent Naaman. Have your child dip it in a basin of water and count to seven at the appropriate times as you tell or read the story.

Sing "Naaman's Song" (*Little Voices Praise Him*, no. 65).

Thursday

Encourage your child to share their Naaman picture with someone and tell them about Naaman being healed. (Or help them draw a picture of Naaman coming up out of the Jordan River.)

Friday

Act out the Bible story for worship. Use sticky white dots or white chalk for leprosy spots on Naaman.

Sing "Let Us Do Good" (*Little Voices Praise Him*, no. 263). Then thank God for creating us with the ability to do good deeds for others. Ask Him to help us look for ways to be of service to others every day.