

LESSON



A Blind Man Learns to Lead

SERVICE

We serve by giving to others.

References

Acts 9:1–22; *The Acts of the Apostles*, pp. 112–125.

Memory Verse

“The Lord . . . has sent me so that you may see again” (Acts 9:17, NIV).

Objectives

The children will:

Know that God can lead them to help others.

Feel that God will be with them when they help others.

Respond by being willing to risk their comfort to help others.

The Message



God leads us to serve others.

Getting Ready to Teach

The Bible Lesson at a Glance

Saul, who has been persecuting Christians, is blinded by the glory of God as he travels on the way to Damascus. God asks Ananias to go to Saul and pray for him so that he will see again. Ananias is afraid of Saul, but he obeys. Saul’s sight is restored, and he becomes a servant for God.

This is a lesson about service.

God can lead us to others who need help. We must be willing to be led to places or people that we may not feel comfortable with. We can serve God

by helping others He leads us to.

Teacher Enrichment

“In the wonderful conversion of Paul we see the miraculous power of God. . . . Jesus, whose name of all others he most hated and despised, revealed Himself to Paul for the purpose of arresting his mad yet honest career, that He might make this most unpromising instrument a chosen vessel to bear the gospel to the Gentiles. . . . The light of heavenly illumination had taken away Paul’s eyesight; but Jesus, the Great Healer of the blind, does not restore it. He answers the question of Paul in these

SIX

Program Outline			
LESSON SECTION	MINUTES	ACTIVITIES	MATERIALS NEEDED
Welcome	ongoing	Greet students at door; hear pleased/troubled	none
1 Readiness Activities	up to 10	<i>A. Obstacle Course</i> <i>B. Leading a Balloon</i>	chairs (optional), masking tape (optional), cardboard boxes (optional), blindfolds masking tape, balloons, broom or stick
* Prayer and Praise*	up to 10	See page 63. *Prayer and Praise may be used at any time during the program.	
2 Bible Lesson	up to 20	Experiencing the Story	bright light/flashlight, adult male in Bible-times costume
		Bible Study	Bible
		Memory Verse	Bible
3 Applying the Lesson	up to 15	<i>Scenarios</i>	none
4 Sharing the Lesson	up to 15	<i>A. Transparent Leading</i> <i>B. Braille Jesus</i>	transparent plastic page protectors, scissors, newspaper, plain white paper, flashlight(s), cotton balls, vegetable oil Braille alphabet pattern, and Braille Jesus pattern (see p. 144), heavy paper, liquid glue

words: 'Arise, and go into the city, and it shall be told thee what thou must do.' Jesus could not only have healed Paul of his blindness, but He could have forgiven his sins and told him his duty by marking out his future course. From Christ all power and mercies were to flow; but He did not give Paul an experience, in his conversion to truth, independent of His church recently organized upon the earth" (*Conflict and Courage*, p. 339).

How can you, like Saul, allow Jesus to lead in your life?

Room Decorations

See Lesson 1. Use masking tape to make a path on the floor. Trace around the children's feet, and put their footprints on the floor. At the end of the path, put a banner that reads "God leads us to serve others." Or trace hands and feet, and put the children's names on these hands and feet, and put them on the wall around a large picture of Jesus. Link them to Jesus by putting a piece of yarn from the hands/feet to Jesus. Over the picture, write "God sends us to serve others."

Teaching the Lesson

Welcome

Welcome children at the door. Ask how their week has been—what they are pleased/troubled about. Ask if they are preparing to bring or have brought something for the community service project (if applicable). Encourage them to share any experiences from last week’s lesson study. Have them begin the readiness activity of your choice.



Readiness Activities

Select the activity most appropriate for your situation.

A. Obstacle Course

You Need:

- chairs (optional)
- masking tape (optional)
- cardboard boxes (optional)
- blindfolds

Create a little obstacle course in your room. You can make a simple course by putting chairs or just taping out a “path” on the floor with masking tape. If desired, you can make it more complex by creating tunnels, using cardboard boxes. Divide the children into pairs, and have one blindfolded and the other leading. Then reverse the roles. If a child is uncomfortable with being blindfolded, just ask them to close their eyes.

Debriefing

Allow responses as you ask: **How did you feel when you couldn’t see? What was it like to be leading your friend? Was it easy to make sure that the “blind” person went in the right place? The Bible story today is about a man who became blind while traveling. His friends had to lead him the rest of the way. We will see how God led some people to serve other people. Our message is:**



God leads us to serve others.

Say that with me.

B. Leading a Balloon

You Need:

- masking tape
- balloons
- broom or stick

In advance, inflate a balloon and mark off a straight line on the floor with masking tape. Say: **You are going to take care of this balloon. Push the balloon along the marked line by using the broom (or stick). You may not touch the balloon with any part of your body. Try to do it quickly, but make sure you don’t get too far from the line.**

Debriefing

Allow responses as you ask: **Was it easy or hard to keep the balloon on the line? You did a very good job guiding your balloon as you**

pushed it along the line. You remind me of our Bible story today. It is about a man who became blind while traveling. His friends had to lead him the rest of the way. We will see how God led some people to serve others. Our message is:



God leads us to serve others.

Say that with me.

PRAYER AND PRAISE



Fellowship

Report the students' joys and sorrows (pleased and troubled) as reported to you at the door (as appropriate). Allow time for sharing experiences from last week's lesson study and review the memory verse. Acknowledge any birthdays, special events, or achievements. Give a special warm greeting to all visitors.

Suggested Songs

- "I Give Myself to Jesus" (*Little Voices Praise Him*, no. 192)
- "I Want to Be Like Jesus" (*Little Voices Praise Him*, no. 194)
- "We Are Little Children" (*Little Voices Praise Him*, no. 197)
- "Jesus Loves the Little Children" (*Little Voices Praise Him*, no. 309)
- "Kind Lips" (*Little Voices Praise Him*, no. 310)

Mission

Say: **Jesus has a special way that each of us can help others.**

Today we are going to hear about _____ and the special way Jesus led them to help others. Use a story from *Children's Mission*.

Offering

Say: **The money we give to Jesus in our offerings makes it possible for others to help people like _____ in our mission story.**

Prayer

Ask: **Can you hold up your hands and wave them, wiggle your fingers and move them around? Who gave you your hands? What can you do with your hands? We can use our hands to help others. Let's pray and ask Jesus to bless our hands and help us to use them to help others.**

*Prayer and Praise may be used at any time during the program.

2

Bible Lesson**Experiencing the Story****You Need:**

- bright light/flashlight
- adult male in Bible-times costume

Invite a man to wear the Bible-times costume and tell the story.

Have an adult out of sight say the words of Jesus to Saul.

Read or tell the story.

Hello, boys and girls. My name is Saul. I want to tell you about something wonderful that happened to me. It didn't begin that way. And I have to say that I am not proud of my behavior. You see, I am a Jew, and I didn't like Christians. I had heard that there were Christians in Damascus, and I wanted to capture all of them and put them in jail. I wasn't a very good person.

As I was traveling with some other men down the road to Damascus, suddenly a very bright light blinded me. *[Shine a bright light/flashlight.]* I couldn't see. I fell to my knees. I didn't know what was happening.

Suddenly I heard a voice say:

Hidden Voice: "Saul, Saul, why are you hurting Me?"

I asked, "Who are You, Lord? What do You want me to do?"

Hidden Voice: "I am Jesus, the one you are trying to hurt. Get up and go into the city. Someone there will tell you what to do."

I couldn't see, so I needed help finding my way to the city. The men traveling with me led me there. *[Encourage the children to lead Saul to a chair.]* Thank you for helping me. I wondered how long it would take before someone told me what I must do. For three days I remained blind. I did not eat or drink.

Finally I heard a knock at the door. A man named Ananias came in and told me that Jesus had talked to him that morning and had told him to come and find me. Ananias didn't want to talk to me. He knew that I wanted to hurt Christians, and he was a Christian. But Jesus had told him that I had a very special work to do for Him. So Ananias put his hands on me, and I could see again! Through Ananias, God healed me of my blindness and filled me with the Holy Spirit so I could do what He wanted me to do. Jesus had changed my heart while I had been blind those three days. I had time to think about who He was. I knew that I wanted to obey Jesus and tell others about Him. I was baptized immediately.

Then I spent some time with Jesus' disciples and learned from them. Soon I began to preach about Jesus in the churches. People were so surprised to see me, the one who had hated Jesus and His followers, telling others about Jesus. I was happy that Jesus was leading me to serve others. God led me to serve others and help them become Christians too. And He wants to lead you to serve others too.

Debriefing

Allow responses as you ask: **What would you have done if you had seen the bright light on the road to Damascus and had become blind?**

What did Ananias think when God led him to go to Saul, the person who hated Christians? Would you have gone to find Saul?

How do you think Saul felt when he heard Ananias say that God had a special work for him? How did he feel when he could see again? Let's say our message together:



God leads us to serve others.

Bible Study

You Need:

Bible

Open your Bible to Acts 9:1–22. Point to the text and say: **This is where today's**

story is found in the Bible. Read the verses aloud, paraphrasing as necessary.

Debriefing

Allow response time as you ask:
Where was Saul going? (Damascus)
Why was he going there? (to arrest Christians)
What blinded him? (a bright light, Jesus)
What did Jesus tell him to do? (go to the city and wait)

How many days was Saul blind? (three)
What special job did Jesus have for Saul to do? (He was to tell others about Jesus.)

Invite the children to make a commitment to be led by Jesus to serve others.

What can you do to serve others?
Who will help you? Remember . . .



God leads us to serve others.

Memory Verse

Turn to Acts 9:17 and say: **This is where we find our memory verse in God's Word, the Bible.**

Read the verse aloud. **"The Lord . . . has sent me so that you may see again."** Then proceed to teach the memory verse as outlined below.

You Need:

Bible

The Lord . . .

Point up.



has sent me

Point to self.



so that you

Point to someone else.



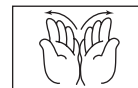
may see again.

Point to eyes.



Acts 9:17

Palms together, then open.



3

Applying the Lesson**Scenarios**

Say: **God can lead us to serve others who need help. I'm going to ask you a question after I read each little story. You tell me what you think.**

1. **Your grandpa is in a nursing home. He is lonely. Would God lead you there to visit?** (yes)
2. **Your neighborhood park has a lot of trash on the ground. Your family is going to go there to help pick it up. Would God lead you there?** (yes)
3. **It's Friday afternoon, and you are playing with your friend who doesn't go to church. Suddenly you have the idea to invite her. Would God lead you to do that?** (yes)
4. **Your sister is sick with a cold, and you want to take her some of your books to look at in bed. Would God lead you to do that?** (yes)
5. **Your family has taken a picnic lunch to a park. You have a great picnic with delicious food. As you are helping to pack up the leftover food, you notice a homeless man sitting**

on a bench. Would God lead you to give him your food? (yes)

6. **Your elderly neighbor has just come home from the hospital. She has trouble standing and walking. Your mom suggests you take some cookies to her. Would God lead you to take her cookies?** (yes)
7. **You notice that your grandma's yard has a lot of leaves in it. Would God lead you to rake them up for her?** (yes)
8. **Your church is having a Vacation Bible School. You think about inviting your playmates from across the street. Would God lead you to invite them?** (yes)

Debriefing

Allow responses as you ask: **Have you ever felt that God led you to someone who needed help? When we follow God's leading, He can lead us to serve others. He can help us find people who need help. Watch for God to lead you to help others. What's our message?**



God leads us to serve others.

4

Sharing the Lesson**A. Transparent Leading**

In advance, cut the transparent plastic page protectors into a square for each child. Put a few drops of vegetable oil on a cotton ball for each child. Have each

child press the cotton ball in one spot on their piece of plain white paper and on their piece of newspaper. Then show them how your flashlight (or have them use their own) doesn't shine through

You Need:

- transparent plastic page protectors
- scissors
- newspaper
- plain white paper
- flashlight(s)
- cotton balls
- vegetable oil

the oil spot on the plain white paper. It is *opaque*. Then show them how it *does* shine through the oil spot on the newspaper. This spot is *translucent*. The light shines through, but it is not clear. Then show them how the light shines clearly through the plastic page protector. It is *transparent*.

Debriefing

Allow responses as you ask: **What do you think the light Saul saw was like? When we follow God's light and leading, He can help us find people who need help. His light is like His words in the Bible. His leading is like the transparent plastic. His leading us to serve others is clear. He can lead us to where we are needed.**

Take your piece of transparent plastic home to share with someone as you tell them about God's leading Ananias to help Saul, and God's leading Saul to change his heart and serve others.

Just as God led Saul and Ananias, He can lead you to serve others too. Let's say our message together:



God leads us to serve others.

B. Braille Jesus

In advance, copy the Braille Jesus pattern (see page 144) on heavy paper for each child. Show the children the Braille alphabet (see page 144), and explain that children who can't see use Braille to read.

The dots are raised bumps that they can feel with their fingers. They can read by feeling the raised dots and spelling the words.

Then give each child a piece of paper. Ask them to put a little blob of glue over the dots on the paper to make raised dots to spell "Jesus." They can blow on the glue to make it dry faster.

You Need:

- Braille alphabet pattern (see p. 144)
- Braille Jesus pattern (see p. 144)
- heavy paper
- liquid glue

Debriefing

Allow responses as you ask: **Who can figure out by looking at the Braille alphabet page what word they just spelled?** (Jesus)

When the glue dries, you will be able to touch the raised dots. Take your paper home and share it with someone as you tell them about Saul's becoming blind, and how God led him to serve other people.

Just as God led Saul and Ananias, He can lead you to serve others too. Let's say our message again:



God leads us to serve others.

Closing

Remind the students of your class community service project. Give letters to parents of children who were not present last week. Say: **God can use each of us to help others this week. Let's ask God to lead us to others we can serve.** Close with a brief prayer.

STUDENT LESSON

A Blind Man Learns to Lead

References

Acts 9:1–22;
*The Acts of the
Apostles*, pp.
112–125

Memory Verse

“The Lord . . .
has sent me so
that you may
see again” (Acts
9:17, NIV).

The Message

God leads
us to serve
others.

Have you ever had to go a different way because the road was blocked? If so, you had to take a detour. God once led Saul on a “detour.”

Saul strode down the dusty road toward Damascus. The scorching desert sun made him sweat. But he was hot inside too. Saul was full of burning hate. His men hurried to keep up. Saul hated Christians. He planned to capture as many of the Damascus Christians as he could find.

Suddenly a dazzling light flashed around Saul. Saul and his men fell to the ground. He couldn’t see! The light had blinded him. Then he heard a voice.

“Saul! Saul! Why are you hurting Me?”

“Who are You, Lord?” Saul whispered.

“I am Jesus, the one you are trying to hurt,” Jesus answered. “Get up now, and go into the city. Someone there will tell you what you must do.”

Saul’s men had heard a voice, but they hadn’t understood the words. They wondered what had happened. Saul stood up. He looked around, but he couldn’t see a thing! He was blind! His men finally took his hand and led him to the city.

Ananias, a man of God and one of the Christians, lived in Damascus. “Ananias!” the Lord said to him in a vision.

“Here I am, Lord,” Ananias answered.

“Go to Straight Street,” the Lord said, “and find Judas’s house. Ask for a man named Saul. He is there now,

praying. I have told Saul that a man named Ananias will come to him. Lay hands on him, and pray for him. Then he will be able to see again.”


Ananias was afraid. “But, Lord!” he protested, “many people have told me about this man Saul and the terrible things he does to Christians.”

“Go!” the Lord insisted. “I have chosen Saul for an

important work. I have chosen him to be My messenger.”

Ananias obeyed. He walked to Straight Street and found Saul. “Brother Saul,” Ananias said, “the Lord Jesus sent me. He sent me so that you can see again and be filled with the Holy Spirit.” As Ananias put his hands on Saul, Saul *could* see again!

Saul was completely changed. Once he had hated Christians, and now he was one! And Saul was so glad that Jesus had changed his heart. He would spend the rest of his life telling others about Jesus.



Do and Say

Sabbath

Each day this week, read the lesson story, and review the memory verse:

- The Lord** Point up.
- has sent me** Point to self.
- so that you** Point to someone else.
- may see again.** Point to eyes.
- Acts 9:17** Palms together, then open.

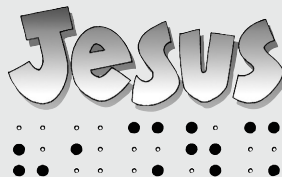
Sunday

Read together Acts 9:1–22. Ask: What would you have done if you had been with Saul on the road to Damascus?

Have your child pretend they are blind and try to find an object you drop on the floor. Ask: How do you think Saul felt? What did he do?

Monday

Encourage your child to share their piece of transparent plastic or their Braille Jesus pattern with someone this week and tell them about God’s leading Ananias to help Saul.




Tuesday

Show your child a clear container filled with water. Say: This container is just like Saul. Every day he hurt people who loved Jesus. (Add a little food coloring to the water.) Each day he did more bad things. (Add

more coloring.) When Jesus spoke to him, Saul saw that he needed to change. Jesus made that change in Saul’s life and helped him help others. (Add bleach to take away the food coloring.)

Wednesday

Tell your child about a time God led you to help someone. “Lead” your child to where they can serve someone else (work in a neighbor’s yard, call someone, or help you in the kitchen).



Help your child count how many serving hands and feet you have in your family.

Thursday

Have your child put mittens on (not gloves) and pick up some raisins. Ask: Was that easy or hard? What if your fingers didn’t work very well? Saul’s eyes didn’t work, but God had a plan for him. What was it?

Share your conversion story with your child. When did you first know that God was leading you?

Friday

Act out the Bible story with your family. Use a flashlight for the bright light.

Sing a commitment song together before prayer.

Collect things for your Sabbath School’s community service project to take tomorrow.