

## LESSON 1

### Play Dough Recipe

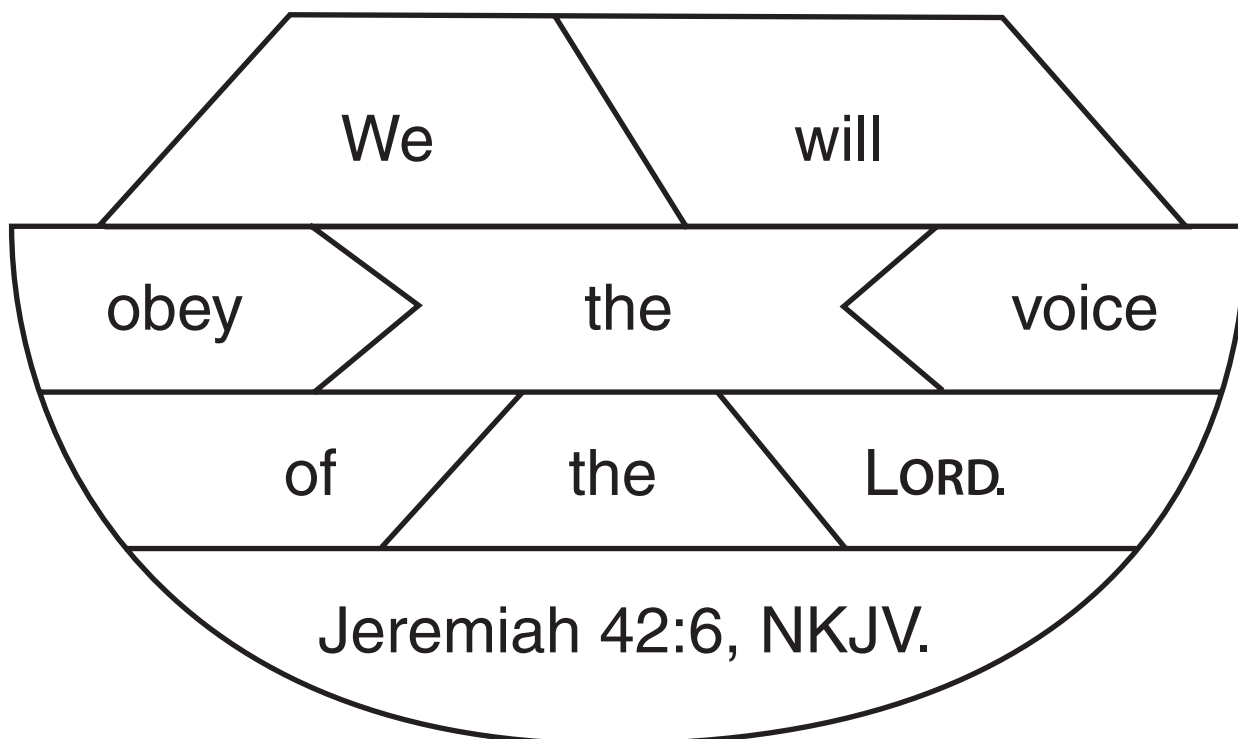
For use in lessons 1, 2, and 7.

- 1 cup flour
- ½ cup salt
- 1 tablespoon cream of tartar or
- 2 tablespoons alum
- 1 cup water
- 1 tablespoon oil
- food coloring if desired

Cook in saucepan over medium heat until mixture pulls away from sides of pan and becomes like play dough in consistency. Knead until cool. This play dough stays soft and keeps unrefrigerated in an airtight container for several months. (The cream of tartar or alum keeps this play dough from spoiling. Leaving it out will not change the consistency, but the dough will spoil more rapidly.)

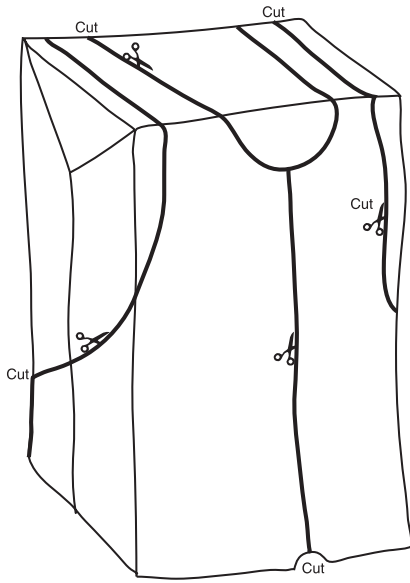
## LESSON 5

### Lesson 5 - Memory Verse Sharing the Lesson

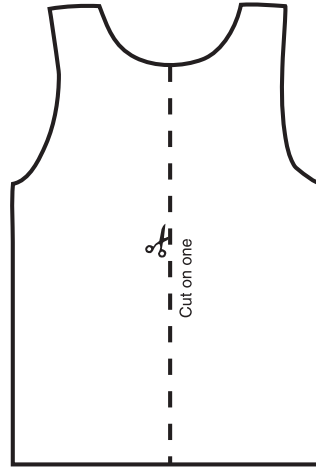


Permission to photocopy this page is granted for local church use only. Copyright © 2001 General Conference Corporation of Seventh-day Adventists®.

**Fig-Leaf Coat**  
**Lesson 4 - Readiness Activity A**



**Illustration 1:** Paper Bag Vest



**Illustration 2:** Paper Vest

Directions:






1. Cut two pieces
2. Staple at shoulders and side seams
3. Cut one down center front

**God Loves Me All the Time**  
**Lesson 4 - Sharing the Lesson**



LESSON 6

**Finger Puppet**  
**Lesson 6 - Sharing the Lesson**




LESSON 11

**Who's Number 1?**  
**Lesson 11 - Sharing the Lesson**




Permission to photocopy this page is granted for local church use only. Copyright © 2001 General Conference Corporation of Seventh-day Adventists®.

**Fingerprint Rainbow**  
**Lesson 8 - Readiness Activity A**



**Sheep or Camel Pattern**  
**Lesson 9 - Readiness Activity C**



Permission to photocopy this page is granted for local church use only. Copyright © 2001 General Conference Corporation of Seventh-day Adventists®.