

Primary Leader/Teacher Guide

A Sabbath School Resource for Leaders/Teachers of Primary Children
GraceLink Sabbath School Curriculum

Year D, Fourth Quarter

www.gracelink.net

EDITOR	Falvo Fowler
ASSOCIATE EDITOR	Faith A. Hunter
EDITORIAL ASSISTANT	Kathleen Sowards
WORLD SABBATH SCHOOL DIRECTORS	Jonathan Kuntaraf, Gary Swanson
SABBATH SCHOOL CURRICULUM SPECIALIST	Lyndelle Brower Chiomenti
GENERAL CONFERENCE ADVISORS	Geoffrey G. Mbwana, Ella Simmons
CONSULTING EDITOR	Artur Stele
ILLUSTRATOR	Kim Justinen
ELECTRONIC MAKEUP	Tonya Ball
SUBSCRIBER SERVICES	Rebecca Hilde

A Publication of the Sabbath School and Personal Ministries Department
General Conference Corporation of Seventh-day Adventists®
12501 Old Columbia Pike
Silver Spring, MD 20904-6600, U.S.A.

Unless otherwise noted, Bible texts are from the *Holy Bible, New International Version*. Copyright © 1973, 1978, 1984, 2011 by Biblica, Inc. Used by permission. All rights reserved worldwide.

Scriptures quoted from the *International Children's Bible, New Century Version*, copyright © 1986, 1988 by Word Publishing, Dallas, Texas 75039. Used by permission.

Texts credited to NKJV are from the New King James Version. Copyright © 1979, 1980, 1982 by Thomas Nelson, Inc. Used by permission. All rights reserved.

Bible texts credited to RSV are from the Revised Standard Version of the Bible, copyright © 1946, 1952, 1971, by Division of Christian Education of the National Council of the Churches of Christ in the U.S.A. Used by permission.

Primary Sabbath School Leader/Teacher Guide (USPS 015-569). Vol. 81, No. 4, Fourth Quarter 2015. Published four times per year, mailed quarterly, spring, summer, winter, and fall by Review and Herald® Publishing Association, 12501 Old Columbia Pike Silver Spring, MD 20904-6600, U.S.A. Text copyrighted © 2015 General Conference of Seventh-day Adventists®. All rights reserved. No part of the *Primary Sabbath School Leader/Teacher Guide* may be edited, altered, modified, adapted, translated, reproduced, or published by any person or entity without prior written authorization from the General Conference of Seventh-day Adventists®. The division offices of the General Conference of Seventh-day Adventists® are authorized to arrange for translation of the *Primary Sabbath School Leader/Teacher Guide*, under specific guidelines. Copyright of such translations and their publication shall remain with the General Conference. "Seventh-day Adventist," "Adventist," and the flame logo are registered trademarks of the General Conference of Seventh-day Adventists® and may not be used without prior authorization from the General Conference. Art copyrighted © 2003 by Pacific Press® Publishing Association. Periodical postage paid at Nampa, Idaho, U.S.A.: single copy, US\$9.79; one year, US\$24.40; One year subscription to countries outside U.S.A., US\$31.40. Prices subject to change without notice.

Postmaster: Send address changes to *Primary Leader/Teacher Guide*, Pacific Press® Publishing Association, 1350 North Kings Road, Nampa, ID 83687-3193, U.S.A.

Printed in U.S.A.

The Writers (at the time of writing)

Emmanuel O. Abbey, North Ghana Mission in West Africa.

Audrey Boyle Andersson, Yxe, Sweden.

Hilary Baatjies, South Africa.

Carlyle Bayne, Abijan, Côte d'Ivoire, West Africa.

Jackie Bishop, Rocky Mountain Conference, Denver, Colorado.

Iryna Bolotnikov, Zaosky Theological Seminary, Tula Region, Russia.

DeeAnn Bragaw, Colorado.

Linda Porter Carlisle, Medford, Oregon.

Verna Chuah, Chinese Union Mission in Hong Kong.

Sarah Coleman Kelnhofer, Andrews University.

May-Ellen Colon, General Conference.

James Dittes, Tennessee.

René Alexenko Evans, Tennessee.

Douglas Hosking, Quebec, Canada.

Patricia Humphrey, Texas.

Nancy Beck Irland, Oregon.

Noelene Johnsson, North American Division.

Birthe Kendel, Trans-European Division, England.

Barbara Manspeaker, Maryland.

Vikki Montgomery, Maryland.

Edwina Neely, Maryland.

Lydia Neikours, Euro-Asia Division, Russia.

Rebecca Gibbs O'Ffill, Maryland.

Carole Smith, Chesapeake Conference, Maryland.

Aileen Andres Sox, Pacific Press Publishing Association, Nampa, Idaho.

Miriam Tumangday, Southern-Asia Pacific Division.

Denise Valenzuela, Columbia Union Conference, Maryland.

Eileen Dahl Vermeer, Ontario, Canada.

June Zeeman, South Africa.

Special Thanks—

Special thanks to **Bailey Gillespie** and **Stuart Tyner** of the John Hancock Center for Youth Ministry at La Sierra University for initial work in planning the GraceLink curriculum, and to **Patricia A. Habada** for coordinating the GraceLink project and seeing it to completion.

Contents

COMMUNITY: We learn what is important in life.

1. Women Take the Lead (October 3) 10
2. Gallant Gideon (October 10) 20
3. Strong Outside, Weak Inside (October 17)..... 30
4. I'm Listening (October 24)..... 40

SERVICE: We serve God wherever we are.

5. Captured! (October 31) 50
6. Healthy Choices (November 7) 60
7. Forgotten Dream (November 14) 70
8. Put Out to Pasture (November 21) 80
9. Handwriting on the Wall (November 28)..... 90

GRACE: God's grace gives us hope and joy.

10. Promised Babies (December 5) 100
11. The Best Gift of All (December 12) 110
12. Songs of Joy (December 19) 120
13. Long Journeys (December 26) 130

This Bible study guide is about . . .

Lessons 1 through 4 are about learning what is important in life.

- We respect leaders God has placed in authority.
- God can use me when I trust Him.
- God loves me and can work with me even though I make mistakes.
- I will listen and answer when God speaks to me.

Lessons 5 through 9 teach us that we serve God wherever we are.

- I serve God when I help my friends make good choices.
- I serve God when I choose to be healthy.
- I serve God when I help people in need.
- I can serve God wherever I am.
- I serve God when I help others understand His Word.

Lessons 10 through 13 teach us that God's grace gives us hope and joy.

- God's gifts of love fill me with hope and joy.
- Jesus is God's special gift to me.
- Jesus gives me joy and hope.
- God can guide our lives just as He guided the Wise Men and Jesus' parents.

God's grace. Grace is a word that helps explain God's love in action toward people, who don't deserve it.

- Grace is God's love providing Jesus Christ as a sacrifice for our sins.
- Grace is God's love encouraging us to accept that sacrifice.
- Grace is God's love inspiring us to respond in praise and worship.
- Grace is God's love giving us the wisdom and strength to treat one another with love and respect, just the way He treats us.



**So, welcome to GraceLink. God's grace is power.
It's the unlimited, for sure, forever power that
finds you and fills you up with everything
you need to live a full and wonderful life
in Him.**

To the leaders/teachers,

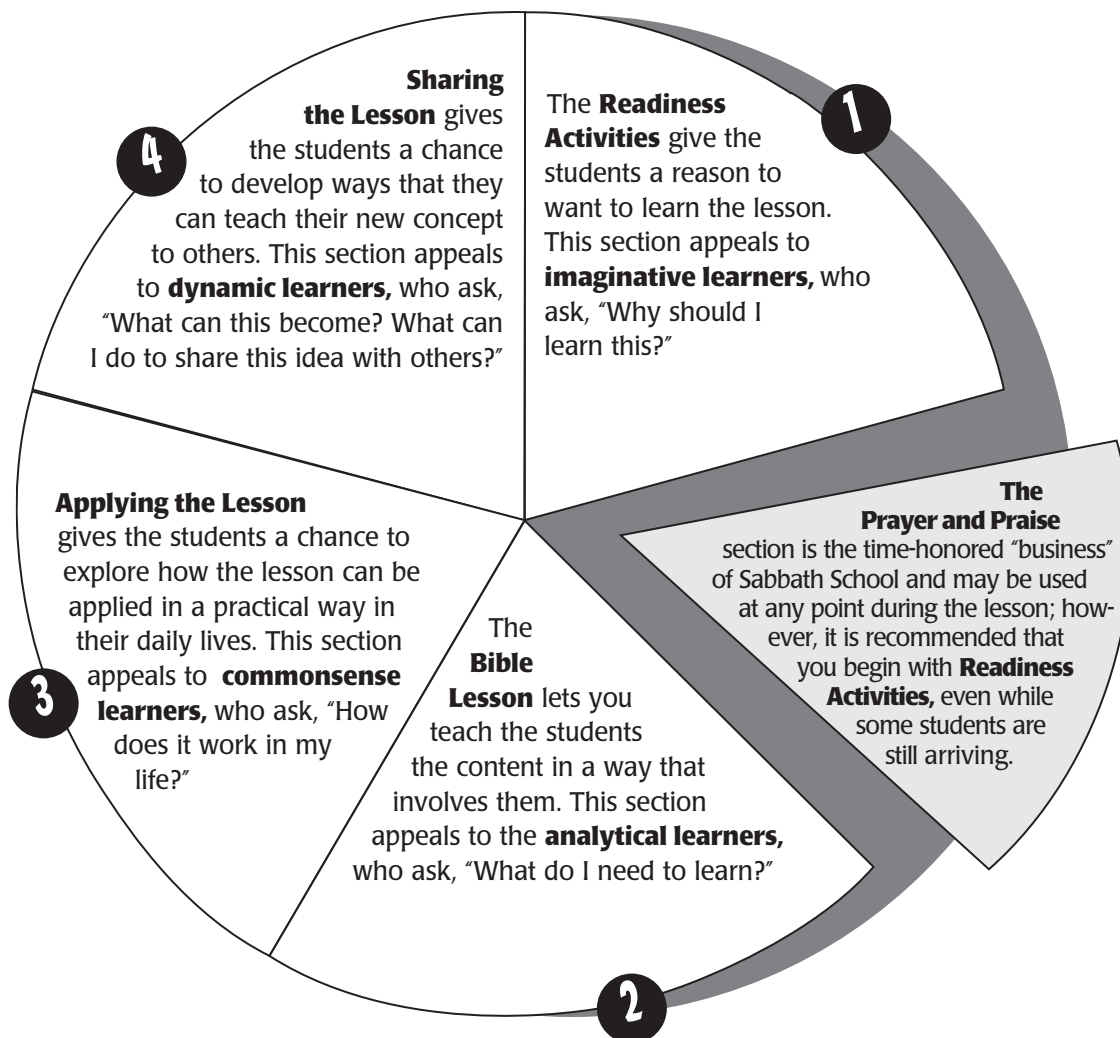
These guides were developed to:

A. Introduce the lesson on Sabbath, inspiring students to study that same lesson throughout the following week.

B. Focus the entire Sabbath School time on one message, one point about God’s grace, the response of worship we make to that grace, or how that grace empowers our loving relationships with one another and our service to a world God’s love created and sustains.

C. Give students active learning experiences so that they can more readily internalize the truths being presented. These experiences are followed by debriefing sessions in which you ask questions that lead the students to reflect on what they experience, interpret the experience, and apply that information to their lives.

D. Reach each student in the way he or she learns best. By following the natural learning sequence on which these outlines were based, you will also connect students with “the message” for the week in a way that will capture each one’s attention and imagination.



E. Involve the adult Sabbath School staff in new and flexible ways. A very small Sabbath School can be managed by one adult.



A larger Sabbath School can be managed by one leader/teacher with other adult volunteers to facilitate the small group interaction. This gives small group

facilitators a maximum involvement with the students and their dynamic learning while requiring a minimum of preparation on the facilitator's part.

A creative alternative is to enlist leaders/teachers with different personal learning styles to lead different segments of the program.

(For more detailed information about the natural learning sequence, the learning styles, and other dynamics of teaching and learning, contact your conference Sabbath School or Children's Ministries directors.)

To use this guide . . .

Try to follow the natural learning sequence outlined, but adapt activities as necessary to make the program work in your particular situation.

Look ahead at the Program Overview for each week so you can be prepared with the simple materials suggested.

Always have available regularly used supplies such as:

- aluminum foil
- art supplies (glue sticks, fabric glue, glitter sticks, craft sticks, etc.)
- bags (paper, plastic, sealable plastic; large and small)
- balloons
- baskets, bowls, jars for collecting offering
- beanbags
- Bibles
- blindfolds
- boxes, large and small
- audio recorder and/or CD player
- chalkboard or dry erase board
- cotton balls or fiberfill
- costumes (Bible-times: robes, sandals, headdress, rope or heavy yarn, large T-shirts)
- cups (disposable paper/plastic/Styrofoam)
- electrical extension cord
- flashlight
- gifts (small, inexpensive)
- hole punch
- index cards
- Jesus stickers and pictures
- magazines and catalogs (old—for cutting)
- magnets
- nature specimens
- paper clips (steel)
- paper plates, large and small
- papers, large and small (newsprint, rolls of brown paper, poster board, construction paper [various colors], lined and unlined)
- pencils, pens, markers, crayons, colored pencils
- ribbon
- rhythm instruments
- rubber bands
- scissors
- self-stick notes (Post-it notes)
- stapler and staples
- stickers
- string
- tape (masking, cellophane, double-stick)
- yarn (several colors)

Additional Supplies Required for This Quarter

Lesson 1

- church or community leaders
- board game

Lesson 2

- rope
- 8-10 teen volunteers
- picture of ant carrying food
- sturdy bag with heavy objects weighing about 100 pounds or 45 kilograms
- various lights, lamps, small and large flashlights
- list and pictures of leaders
- altar
- cotton or cotton balls
- sound effects
- empty tin can

Lesson 3

- door
- flash cards
- pillars made of cardboard boxes
- bedroll
- small cards
- variety of weights

Lesson 4

- audio recorder or screen
- things to build with
- puzzle
- towels
- candles
- flash cards
- items to represent how God communicates with us

Lesson 5

- chair
- box covered with pictures
- shape of person cutout (see p. 140)
- copies of scenarios for groups

Lesson 6

- table
- variety of healthy and unhealthy foods to display (or use pictures)
- rucksack or tote bag
- stones or books
- sign "Unclean Food"
- health chart (see p. 67)
- piece of fruit per child

Lesson 7

- sheet
- lamp
- ball
- image of Daniel 2 (see p. 141)
- gift-wrapped box with slit in top

Lesson 8

- 12 clothespins
- small gift box with removable lid
- newspaper
- blanket

Lesson 9

- words in a foreign language or mixed-up message
- lemon juice
- water

- cotton swabs
- lamp
- 2 or 3 large sheets of paper
- table set for a party
- sheet
- light
- study paper for each child (see p. 96)
- Voice of Prophecy correspondence school cards (or cards used by your church)

Lesson 10

- mothers and fathers
- two baby dolls
- gift wrap paper
- gift box
- gift shape (see p. 142)
- six pictures of babies
- information regarding a community Christmas project
- stop watch or watch with second hand
- letter to parents
- outline of an angel for each child (see p. 142)

Lesson 11

- baby pictures of the children
- gift wrap
- food
- item from nature
- family picture
- gift tags
- baby doll

- strips of cloth
- manger
- cloak
- stable props (optional)
- small box for each child
- information about a community Christmas project

Lesson 12

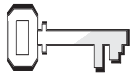
- manger
- pin
- recorded household sounds (optional)
- large outline of a sheep on paper (see p. 143)
- baby doll
- angel costume
- toy sheep
- imitation campfire
- information about a community Christmas project

Lesson 13

- suitcase shape (see p. 144)
- rubber gloves
- rain boots
- umbrella
- apron
- sunglasses
- sunscreen
- gold box
- empty toilet paper rolls

Lesson	Bible Story	References	Memory Verse	Message	Materials
COMMUNITY: We learn what is important in life.					
Lesson 1 October 3	Deborah and Barak	Judges 4; 5; PP 545	1 Peter 2:17	We respect leaders God has placed in authority.	See p. 11
Lesson 2 October 10	Gideon	Judges 6; 7; PP 546-554	Philippians 4:13	God can use me when I trust Him.	See p. 21
Lesson 3 October 17	Samson	Judges 16; PP 560-568	Psalms 51:10	God loves me and can work with me even though I make mistakes.	See p. 31
Lesson 4 October 24	God speaks to Samuel.	1 Samuel 3; PP 581, 582	1 Samuel 3:9	I will listen and answer when God speaks to me.	See p. 41
SERVICE: We serve God wherever we are.					
Lesson 5 October 31	Daniel and friends are taken captive.	Daniel 1:1, 2; 2 Kings 24:1-16; PK 479-490	Psalms 119:30	I serve God when I help my friends make good choices.	See p. 51
Lesson 6 November 7	Daniel and friends refuse king's food.	Daniel 1:3-20; PK 479-490	1 Corinthians 10:31	I serve God when I choose to be healthy.	See p. 61
Lesson 7 November 14	Nebuchadnezzar dreams of the image.	Daniel 2; PK 491-499	Daniel 2:23	I serve God when I help people in need.	See p. 71
Lesson 8 November 21	Nebuchadnezzar spends seven years with animals.	Daniel 4; PK 514-521	Colossians 4:6, NKJV	I can serve God wherever I am.	See p. 81
Lesson 9 November 28	Belshazzar's feast and the handwriting on the wall.	Daniel 5; PK 522-532	Jeremiah 1:7	I serve God when I help others understand His Word.	See p. 91
GRACE: God's grace gives us hope and joy.					
Lesson 10 December 5	Angel visits Zechariah, Mary, Joseph.	Luke 1:5-38; Matthew 1:18-21; DA 97-101	Luke 1:49	God's gifts of love fill me with hope and joy.	See p. 101
Lesson 11 December 12	Birth of Jesus	Luke 2:1-7; Genesis 3:15; Psalm 132:11; Micah 5:2 DA 43-49	John 3:16	Jesus is God's special gift to me.	See p. 111
Lesson 12 December 19	Shepherds visit Baby Jesus.	Luke 2:8-14; DA 47, 48	Luke 2:14	Jesus gives me joy and hope.	See p. 121
Lesson 13 December 26	The Wise Men and the flight to Egypt	Matthew 2:13-23; DA 64-67	Philippians 4:19	God can guide our lives just as He guided the Wise Men and Jesus' parents.	See p. 131

Women Take the Lead



References

Judges 4; 5;
*Patriarchs and
Prophets*, p. 545



Memory Verse

“Show proper respect to everyone, love the family of believers, fear God, honor the emperor” (1 Peter 2:17).

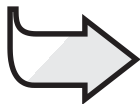


Objectives

The children will: **Know** that God has put certain people in places of authority.

Feel respect for those in authority who obey God’s way.

Respond by trusting the people in their lives that obey God.



The Message

We respect leaders God has placed in authority.

Monthly Theme

We learn what is important in life.

The Bible Lesson at a Glance

Once again the Israelites, God’s chosen people, begin worshipping idols. King Jabin and his general, Sisera, oppress Israel for 20 years. Afraid of Sisera’s 900 iron chariots, the Israelites cry out to God for deliverance. God chooses Deborah to be a judge for the people of Israel. The people respect Deborah’s advice. By following her advice, the people are victorious over Sisera. God still places people in leadership today. He asks us to respect them and what they do for Him.

This is a lesson about community.

The Israelites accepted Deborah’s leadership and followed her guidance. The result was harmony and freedom for God’s people. God still guides our church leaders today. The whole community benefits when we cooperate, support, and work together with them.

Teacher Enrichment

Deborah was the fourth judge of Israel, the only woman and the only judge mentioned as possessing the prophetic gift.

Sisera may have been king of the city of Harosheth, which was 16 miles northwest of Megiddo. Here the plain of Jezreel linked to the coastal plain of Acre, which was ideal for his 900 iron chariots.

Mount Tabor is a hill (1,929 feet; 588 meters), about 5.5 miles (8.8 kilometers) east of Nazareth. Its central location made it a natural rallying place for the northern tribes, and its height made it easy to defend.

A common practice among Bedouins was that whoever had eaten or drunk in a house was entitled to protection, even if it was the house of an enemy. By giving Sisera food, Jael lulled him into a false sense of security. (Summarized from *The SDA Bible Commentary*, vol. 2, pp. 328-332.)

Room Decorations

Bulletin board suggestions include the following:

1. Church structure. How the local church and the worldwide church are structured. Include pictures of church leaders.
2. Bible-times map. Each week mark the places mentioned in the story.
3. Display a variety of lights. Entitle it: “Let your light shine.”

Create a basic outdoor scene. Draw a palm tree or have a potted palm tree or bring in branches and “plant” them in pots. Put a bench near the tree.

Program Overview

Lesson Section	Minutes	Activities	Materials Needed
Welcome	ongoing	Greet students at door; hear pleased/troubled	none
1 Readiness Options	up to 10	A. <i>Building Bridges</i> B. <i>Living Leaders</i> C. <i>Leaderless</i>	three stickers leaders such as pastor, teacher, police officer, head deacon/deaconess, school principal, etc. board game (see activity)
Any Time Prayer and Praise*	up to 10	Fellowship Songbook Mission Offering Prayer	none <i>Sing for Joy</i> <i>Children’s Mission</i> offering container large sheet of paper or chalkboard, marker or chalk
2 Bible Lesson	up to 20	Experiencing the Story Memory Verse Bible Study	Bible-times costumes, audio recorder (optional) beanbag, chalkboard, chalk Bibles, paper, pencils
3 Applying the Lesson	up to 15	<i>Respecting Leaders</i>	basket, paper, pencils
4 Sharing the Lesson	up to 15	<i>Leader Greeting</i>	card stock, crayons/markers

*Prayer and Praise may be used at any time during the program.