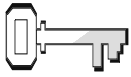


For All People



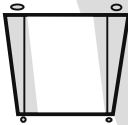
References

1 Kings 8:1–9:3;
Prophets and Kings, pp. 37-50



Memory Verse

“All nations will come and worship before you”
(Revelation 15:4).

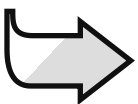


Objectives

The children will:
Know that our church, God’s house, is a place where all may worship Him.

Feel happy to be a part of a worldwide church family that worships God.

Respond by thanking God for making us a part of His church family.



The Message

I worship God with my worldwide church family.

Monthly Theme

We respond to God’s goodness by worshipping Him.

The Bible Lesson at a Glance

When the Temple is finished, it is dedicated. The ark is brought to the Temple, and people from many nations come, united in worshipping God. A cloud, indicating the presence of God, fills the Temple. Then Solomon offers a beautiful prayer of dedication, not only of the Temple, but of the lives of those who would worship in it. He seeks God’s blessing on all, including forgiveness for future sins. Later the Lord responds privately to Solomon, assuring him that He has heard his prayer.

This is a lesson about worship.

Our dedication to God does not begin and end with a church building. It is a continuous, deliberate, intentional devotion to worshipping the God of the church, our God, that reveals our true dedication to Him.

Teacher Enrichment

“The dedication of the temple was the grandest ceremony ever performed under the Mosaic dispensation” (*Smith’s Bible Dictionary*, p. 680).

“At the appointed time the hosts of Israel, with richly clad representatives from many foreign nations, assembled in the temple courts. The scene was one of unusual splendor. Solomon, with the elders of Israel and the most influential men among the people, had returned from another part of the city, whence they had brought the ark of the testament. From the sanctuary on the heights of Gibeon had been transferred the ancient ‘tabernacle of the congregation, and all the holy vessels that are in the tabernacle’ (2 Chronicles 5:5); and these cherished reminders of the earlier experiences of the children of Israel during their wanderings in the wilderness and their conquest of Canaan, now found a permanent home in the splendid building that had been erected to take the place of the portable structure” (*Prophets and Kings*, p. 38).

“For seven days the multitudes from every part of the kingdom . . . kept a joyous feast” (*ibid.*, p. 45).

Room Decorations

See Lesson 6.

Program Overview

Lesson Section	Minutes	Activities	Materials Needed
Welcome	ongoing	Greet students at door; hear pleased/troubled	none
1 Readiness Options	up to 10	A. <i>Ark of the Covenant</i> B. <i>Global Church Family</i>	large box, dowels or branches, gold wrapping paper, scissors, tape old magazines, scissors, glue, paper
Any Time Prayer and Praise*	up to 10	Fellowship Songbook Mission Offering Prayer	<i>Sing for Joy</i> <i>Children's Mission</i> container used last week none
2 Bible Lesson	up to 20	Experiencing the Story Memory Verse Bible Study	two screw-in rings or other device with an "eye," spotlight, fishing line or transparent thread, white fabric, rhythm instruments, "ark" replica Bibles
3 Applying the Lesson	up to 15	<i>Worship Chain</i>	thin strips of paper, markers, glue or stapler
4 Sharing the Lesson	up to 15	<i>Tambourine Praise</i>	paper plates, hole punch, small bells, yarn or ribbon, markers

***Prayer and Praise may be used at any time during the program.**

TEACHING THE LESSON

Welcome

Welcome children at the door. Ask how their week has been—what they're pleased/troubled about. Have them begin the Readiness Activity of your choice.



Readiness Activities

Select the activity most appropriate for your situation.

You Need:

- large box
- two dowels or branches about six inches (15 cm) longer than the longest part of the box
- gold wrapping paper and tape
- scissors

A. Ark of the Covenant

Beforehand, cut two circular holes in the top of the box at each end (opposite from each other). Put the dowels or wood pieces through the holes to use as carrying poles. Tell the children they will be making a replica of the ark of the covenant. They will need to decorate it. Use gold wrapping paper to give the "ark" a gold finish. They can use this in the dedication celebration during Experiencing the Story.

Debriefing

Say: **Did you enjoy making a replica of the ark of the covenant? In our story today the ark is brought to the newly completed Temple. Many people from many places were there for the special ceremony of dedication. They all celebrated together. That brings me to today's message:**



I WORSHIP GOD WITH MY WORLDWIDE CHURCH FAMILY.

Say that with me.

You Need:

- old magazines
- scissors
- glue
- paper

B. Global Church Family

Ask the children to look through the magazines and cut out pictures of people of different races and glue them onto the paper to make a collage. Talk about Christians from different parts of the world (Asian, Hispanic, etc.). Large church: Form small groups and have each make a collage.

Debriefing

Say: **Do you know that there are people all around the world who love and worship God? Look at the collage you made. Does everyone look alike or look as if they live in the same part of the world? Today we're learning that people all around the world worship God, just as people did when they came to the Temple dedication that Solomon held. That reminds me of our message:**



I WORSHIP GOD WITH MY WORLDWIDE CHURCH FAMILY.

Say that with me.

Prayer and Praise

Any
Time



Fellowship

Report the students' joys and sorrows (pleased and troubled) as reported to you at the door (as appropriate). Review the memory verse and allow time for sharing experiences from last week's lesson study. Give a special warm greeting to visitors and introduce each by name. Acknowledge birthdays or special events.



Suggested Songs

"What Joy It Is to Worship Here" (*Sing for Joy*, no. 142)

"This Is God's House" (*Sing for Joy*, no. 145)

"All Nations of the Earth" (*Sing for Joy*, no. 22)

"Psalm 66" (*Sing for Joy*, no. 11)



Mission

Use *Children's Mission*.



Offering

Say: **Members of the Seventh-day Adventist Church live all around the world. When we bring our offerings, we can help our "family" in other countries tell others about Jesus.**

You Need:
• offering
container



Prayer

Say: **When we pray, let's remember people all around the world who are worshipping God today.**

Bible Lesson

You Need:

- two screw-in rings or other device with an “eye”
- spotlight
- 8- to 10-foot length of fishing line or transparent thread
- lightweight white fabric
- rhythm instruments
- “ark” replica

Experiencing the Story

Beforehand, attach the screw-in rings to the ceiling. Attach the thread to a large section of lightweight white fabric (to represent the cloud) in at least two places and then thread the line through the hooks on the ceiling. The line should then be pulled taut and attached in a place toward the front of your room.

The children can participate by using the musical instruments. Choose one child to be Solomon and four “Levites” to carry the ark.

Read or tell the story.

Building the Temple took seven long years. Almost every family in Israel had at least one person working on the Temple. How beautiful it looked. The sun glistening on the stones made the building sparkle as if it were a large jewel. Inside, sweet-smelling cedar wood covered the walls. Gold-covered cedar on the walls of the inner sanctuary reflected the lights of the burning candles. Putting the Temple together was like doing a huge jigsaw puzzle. Working away from the Temple site, workers made all the pieces. These pieces went together perfectly when they arrived at the Temple. No hammers or saws were used to put the Temple together.

Now the dedication day had arrived. People traveled from near and far to attend. People waited expectantly along the route between the old sanctuary and the new Temple. *[Have children line up in two rows facing each other.]* Arriving at the sanctuary, King Solomon *[Solomon stands in front of the Levites]* led all the priests and leaders *[“Levites” carry ark]* in the procession to the new Temple. The ark

and beautiful things from the sanctuary led the way. The people followed behind, singing songs of praise and celebration. *[Children play their instruments as they sing “Praise Him, Praise Him” from Sing for Joy, no. 12.]*

The procession took time. Solomon and the Israelites made sacrifices along the way to express sorrow for their sins.

The priests carried the ark into the beautiful golden inner sanctuary. *[“Levites” place the “ark” on the floor under the “cloud” hanging from the ceiling.]* As the priests came out praising and worshipping God, a cloud filled the Temple. *[Slowly lower the “cloud” from the ceiling. When it covers the ark, turn on the spotlight to illuminate the cloud.]*

When Solomon saw the cloud, he knew God was coming to be with His people. Turning to the Israelites, he said, “Praise God! He has done exactly what He promised. God always keeps His promises. Today God is with us. He is going to live here among us.”

Then, kneeling with his arms outstretched, Solomon led the people in prayer. *[Have children repeat Solomon’s prayer a half sentence at a time after you.]* “O God of Israel, there is no God like You anywhere in the universe. You keep Your promises of love to Your children.

“Heaven is not big enough to hold You. We know that You made everything. Nothing can hold You to one place unless You choose to be there. Please look at the Temple and say, ‘I will be there.’ Please hear my prayer and the prayers of all Your other children when they pray here. Hear their prayers and forgive them.”

After praying, Solomon and the Israelites celebrated the dedication with a party that lasted for 14 days. *[Have*

children count to 14.] Everyone joined in, telling stories of God’s blessings in their lives. At the end of the celebration people went home praising God for His goodness. [Children go back to their seats.]

Solomon, the Israelites, and others who had traveled far distances dedicated themselves to God through their praises and prayers. We do the same when we take part in services at our church. All around the world people are worshipping God together. Our praises and theirs help all of us to come closer to God and know Him better every day.

Debriefing

Allow response time as you say: **The Temple dedication was an act of worship. When a new church is finished, a special day is planned to dedicate it to God. What do you think would happen at a dedication today? All around the world churches are built to worship God. Are they all alike? (no) How might they be different?** (made from different materials, shaped differently, etc.) **What one thing do they have in common?** (They are dedicated for the worship of God.) **Let’s say our message again:**



I WORSHIP GOD WITH MY WORLDWIDE CHURCH FAMILY.

Memory Verse

Use hand signals as indicated to teach today’s memory verse. Repeat as necessary until children know the verse.

All right hand moves from left shoulder in circle to rest in left hand, palms facing in



nations with right hand over left hand, palms down, move right hand in a circle, then down to rest on back of left hand



will



right hand open, palm facing left, fingers pointing up, moves from right of chin forward while turning fingers forward

come



move right hand, palm up, back toward shoulder

and worship



right fingers cupped over left hand, bring hands down and in toward chest

before you.



move right hand, palm facing left, from above head down in front of face in an arc

Bible Study

Say: **During the Temple dedication service, Solomon prayed a beautiful prayer. Let’s read that prayer together. Find 1 Kings 8:22-53.** Adults assist as needed. Have volunteers read parts of the prayer and tell what Solomon was saying in each.

Verses Prayed About

- 22-24 praising God
- 25, 26 keep Your promises
- 27-30 hear our prayers
- 31, 32 judge fairly
- 33, 34 forgive our sins
- 35, 36 forgive our sins
- 37-40 help us during famines, plagues
- 41-43 hear prayers of foreigners
- 44, 45 help us in time of war
- 46-51 forgive our sins
- 52, 53 hear Israel’s prayers

Debriefing

Allow response time as you ask: **Did God hear Solomon’s prayer?** Read aloud 1 Kings 9:1-3. **For whom did Solomon pray?** (Israel, foreigners) **For whom do we pray in Sabbath School?** (sick people, church friends, people in other parts of the world, our families, etc.)

You Need:
• Bibles

Solomon asked forgiveness for past sins and for future sins. Should we do the same? Why? Let's pray right now for all the people in the world who choose to worship God. Invite volun-

teers to offer short prayers. Say the message together.



I WORSHIP GOD WITH MY WORLDWIDE CHURCH FAMILY.

3

Applying the Lesson

You Need:

- thin strips of paper
- glue or stapler
- pens or pencils

Worship Chain

Make a worship chain with links made from thin strips of paper. On each thin strip of paper, have the children write one way that we can worship. Have the strips read, then glue or staple the links to form a chain. Examples: praying, being reverent in church, singing, making right choices, helping others, reading your Bible, etc. Place the chain where all can see and use it as a reminder at the end of Sabbath School.

Debriefing

Ask: **How many ways did we think of to worship God? In which of these ways can you worship by yourself? Which do you do at home with your**

family? With your church family?

When is a good time of day for us to worship? (Anytime, but many people like to start and end the day with worship.)

Is there a special day for worshipping God? (Yes, Sabbath is a special day, but we worship God every day in many different ways.)

As you go into the church service today, think about people worshipping God in places all around the world and offer a silent prayer to God that they will be blessed. And don't forget to pray for yourself and your family too. Which of the ways we listed will you enjoy worshipping today? Remember our message:



I WORSHIP GOD WITH MY WORLDWIDE CHURCH FAMILY.

4

Sharing the Lesson

Tambourine Praise

Say: **We have been learning about the Temple Solomon had built for God. Today it is called Solomon's Temple or just the Temple.**

After the Temple was completed, many people from surrounding areas came to join a special celebration of dedication. Music was a big part of that celebration. Tambourines, drums, harps, and other stringed instruments were played. Today we are going to make an instrument similar to one that might have been used.

Distribute supplies for making a tambourine, then give the following directions:

Use the hole punch to make eight holes at regular intervals around your paper plate. Use the markers to decorate your plate. Then attach a small bell as you thread yarn or ribbon through the holes. Then tie the ends of the yarn or ribbon together where they meet.

Allow time, then play the tambourines as you sing a song of praise to God. Suggestion: "Clap Your Hands" (*Sing for Joy*, no. 4).

Debriefing

Ask: **Was it fun to make and play your instrument? How do you suppose people in Solomon's day made musical instruments?**

What musical instruments are most often used in our church? What instruments have you heard during special music? How does music add to our worship services?

How can we use music to praise God if we don't have an instrument? Our church family around the world worships God with music. What instruments do you think they might use?

Take your tambourine home and play it as you sing a praise song for your family and friends. Tell them about Solomon's Temple and the celebration service the people enjoyed when it was dedicated to God. Remember, our message reminds us . . .



**I WORSHIP GOD WITH
MY WORLDWIDE CHURCH
FAMILY.**

Closing

Have a closing prayer that thanks God for the privilege of worshipping Him, and for your brothers and sisters in Jesus who worship here and around the world.

You Need:

- paper plate for each child
- hole punch
- small bells
- yarn or ribbon
- colored markers

For All People

References

1 Kings 8:1–9:3;
Prophets and Kings,
 pp. 37-50

Memory Verse

“All nations will
 come and wor-
 ship before you”
 (Revelation 15:4).

The Message

I worship God with
 my worldwide
 church family.

Have you ever had a special guest come to your church? Was that person a well-known preacher or singer? The Israelites invited an extra-special guest to their new church—God. And He even promised to live in their Temple!

Solomon’s eyes sparkled. It was finished! All the furniture was in the right place. Every detail was complete. It was time now to dedicate the Temple to the Lord.

Solomon called the leaders of all the tribes and families of Israel to come to Jerusalem. The first part of the dedication involved bringing the ark to its new home in the Temple.

Everyone watched as the priests took the ark from Obed-Edom’s house, where it had been stored for three months. They carried it slowly, with great respect and joy, to the Temple. King Solomon and the people sacrificed sheep and oxen along the way. In their joy they sacrificed so many sheep and oxen to the Lord that no one could keep count!

The priests carried the ark containing the law of God into the Most Holy Place of the Temple. They set it carefully beneath the wings of the two great carved, gold-covered angels. Then all the Levites who were musicians stood near the altar playing their instruments—cymbals, and harps, and lyres. The musicians

sang and played loudly and powerfully together. They praised and thanked the Lord. “He is so good!” they sang. “His faithful love endures forever!”

And at that moment the most amazing thing happened! A great cloud filled the Temple! The cloud held the glorious presence of the Lord! The priests could not continue their work. They had to leave the Temple because of God’s glory!

Solomon saw the cloud, and his heart swelled with thankfulness. The Temple was finished, and the Lord had moved in! He turned around and looked at all the Israelites standing before him. “Blessed be the Lord, the God of Israel!” he shouted.

Then Solomon knelt down. He lifted his hands toward heaven in front of all the people. He began to pray.


“O, Lord, God of Israel, there is no God like You in all of heaven or earth!

You keep Your promises and show unfailing love to all who obey

You. May You watch over this Temple both day and night. May You always hear the prayers I make toward this place.

“If Your people are ever defeated by their enemies because they have sinned against You, and if they turn to You and call on Your name and pray to You here in this Temple, then hear from heaven and forgive their sins. Forgive Your people who have sinned against You. For they are Your people—Your special possession whom You brought out of Egypt.”

When Solomon finished praying, he



stood up and shouted a blessing over all the people of Israel. "May the Lord our God be with us as He was with our ancestors! May He give us the desire to obey His commands! May people all over the earth know that the Lord is God!" Then the king and all the children of Israel offered sacrifices to the Lord.

Solomon and the Israelites celebrated together for 14 days. No one would ever forget it! They would tell it again and again. Finally someone would write down the story so people could read it forever.

Daily Activities

Sabbath

- Take a walk or ride with your family to a nearby church. How is it like your church? How is it different?
- Read your Bible lesson story together. Then teach the memory verse to your family.
- Put together a nature puzzle with your family. Talk about how Solomon's Temple was put together like a puzzle.

Sunday

- Read 1 Kings 8:1-21 for family worship today. Why was the ark so important? Where did the cloud come from? What did it mean? How do we know that God is with us today? Thank God for His presence.
- Do the motions and say your memory verse.
- Start adding furniture to the diorama of Solomon's Temple you started last week. See 1 Kings 7:48, 49 for help.

Monday

- For worship, read together Solomon's prayer in 1 Kings 8:22-53. Name five things Solomon asked of God. Does God do those things for us today? Read 1 Kings 9:3 to discover God's response to Solomon's prayer.
- For what do you need to ask forgiveness today? What blessings does your family need from God? Pray silent prayers, then have an adult pray for all of the family.
- Have you added an ark, golden altar, lamp-stands, and a table to your Temple diorama? (See 1 Kings 7:48, 49.)

Tuesday

- Read 1 Kings 8:54-61 for worship today. What message did Solomon have for the people? Read verse 57 again. Is this something you want

in your house? What condition did Solomon mention in verse 61? Does this apply to us?

- Say the memory verse together. Think of people you might invite to God's house of worship and make a plan to do so. Pray for them today.
- Continue working on your diorama.

Wednesday

- Describe the dedication. How long did the feast last? What and how many sacrifices did Solomon offer on the big altar? Was the big altar big enough? What happened?
- Add an altar to your diorama to represent the place where Solomon offered sacrifices. Make a cloud to fill the Temple.
- The Israelites feasted for 14 days. List 14 of your family's favorite foods. Could that be your family's menu for the next two weeks?

Thursday

- For family worship, read 1 Kings 8:54-61 again. Think about God's house today. What do we do instead of sacrificing animals? What offering will you take on Sabbath?
- Find "O Worship the Lord" (*The SDA Hymnal*, no. 6) and read all the verses together. What gold, incense, and other offerings do we bring to God today? Sing the hymn together.
- Say your memory verse together, then thank God for your church.

Friday

- Act out the dedication of the Temple for family worship. Pray a real dedication prayer. Dedicate yourself and your family to God.
- Read 1 Corinthians 6:19, 20 together. What does the Bible say we are? Ask an adult to explain that.
- Say your memory verse together, then sing a praise song.