


For Lesson 2. Use with Readiness
Activity A on page 22.









Permission granted to copy this page for local church use only. Copyright © 2002 General Conference Corporation of Seventh-day Adventists®.

For Lesson 5, Readiness Activity A, page 52. See directions.




Permission granted to copy this page for local church use only. Copyright © 2002 General Conference Corporation of Seventh-day Adventists®.


For Lesson 6, Welcome activity, page 62. Make one sun for each child.



For Memory Verse activity on page 105.


To make an angel stick, copy and cut out the angel below and glue it to a tongue depressor or dowel.





Use this picture with Bible Study activity.

For Lesson 13, page 136.



Permission granted to copy this page for local church use only. Copyright © 2002 General Conference Corporation of Seventh-day Adventists®.