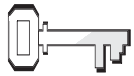


From Sorrow to Joy



References

Luke 7:11-17;
The Desire of Ages,
pp. 318-320



Memory Verse

"I will turn their mourning into gladness; I will give them comfort and joy instead of sorrow" (Jeremiah 31:13, NIV).



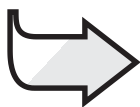
Objectives

The children will:

Know that Jesus feels our sorrows and pain.

Feel that Jesus wants to turn our sorrow into joy.

Respond by thanking God for loving and caring for us in times of sorrow.



The Message

Jesus gives His love and grace freely.

Monthly Theme

God's love is a gift; we don't earn or buy it.

The Bible Lesson at a Glance

As they approach the small town of Nain, Jesus and His disciples encounter a funeral procession for the only son of a widow who lives in the town. Jesus feels compassion for the woman and tells her not to cry. He then goes to the coffin, touches it, and tells the lifeless young man to get up. Immediately the boy hears, sits up, and begins to talk. Jesus then gives the young man to his mother, and there is a joyous reunion. Those who see it are "filled with awe" and call Jesus a prophet sent from God to help His people. This is the first recorded incident of resurrection during Jesus' time on earth.

This is a lesson about grace.

The widow did not ask for Jesus' help. He was filled with compassion and freely, without reservation or claim, acted to restore the son, who was the only source of support the widow had. The good news is that Jesus "has come to help His people," and we are filled with awe and praise for this manifestation of His power.

Teacher Enrichment

Jewish people hired mourners to wail when someone died. They also hired flute players. A person in mourning tore his or her clothes. There were 39 rules to tell how mourners were to tear their clothes! The widow's son was probably in a long wicker basket such as those used in New Testament times to carry the dead to the burial site. A son was important to women, especially to widows, since it was the son's responsibility to care for his mother. This is the first time Jesus raises someone from the dead. (Sources: *The SDA Bible Commentary*, vol. 5, p. 757; *The SDA Bible Commentary*, vol. 8, p. 767.)

"The touch of Jesus on the coffin was a signal to the pallbearers to halt. According to the law of Moses, contact with the dead in any way, such as even touching the bier, brought ceremonial defilement for seven days. . . . But to Jesus, who knew neither sin nor defilement, and who was the Source of life, there could be no defilement from contact with death" (*The SDA Bible Commentary*, vol. 5, p. 757).

"It was a sight to awaken sympathy. The deceased was the only son of his mother, and she a widow. The lonely mourner was following to the grave her sole earthly support and comfort.

'When the Lord saw her, He had compassion on her.' As she moved on blindly, weeping, noting not His presence, He came close beside her, and gently said, 'Weep not.' Jesus was about to change her grief to joy, yet He could not forbear this expression of tender sympathy" (*The Desire of Ages*, p. 318).

Room Decorations

See Lesson 6.

Program Overview

Lesson Section	Minutes	Activities	Materials Needed
Welcome	ongoing	Greet students at door; hear pleased/troubled	none
1 Readiness Options	up to 10	A. <i>Body Fuel</i> B. <i>God's Love</i>	paper, pencils none
Any Time Prayer and Praise*	up to 10	Fellowship Songbook Mission Offering Prayer	none <i>Sing for Joy</i> <i>Children's Mission</i> gift box none
2 Bible Lesson	up to 20	Experiencing the Story Memory Verse Bible Study	large basket or box none Bibles
3 Applying the Lesson	up to 15	<i>Scenarios</i>	none
4 Sharing the Lesson	up to 15	<i>Tombstone</i>	gray or white paper, tombstone pattern (see p. 151), gray crayons (optional), scissors, memory verse where all can see

TEACHING THE LESSON

Welcome

Welcome students at the door. Ask how their week has been—what they are pleased/troubled about. Ask them to follow the directions on the board (if there are any), or get ready to participate in the readiness activity you have selected.



Readiness Activities

Select the activity most appropriate for your situation.

You Need:

- paper
- pencils

A. Body Fuel

Ask the children to draw a lamp or a car and think about what will give it power.

Debriefing

Have the children share their drawings with the class. Allow response time as you ask: **What would you need to make a lamp or car work? That's right, power. What powers a lamp or car?** (electricity, kerosene, butane gas, gasoline, etc.) **What happens when the fuel is gone? How is God's power like electricity or gasoline? We are just like an unplugged lamp or a car out of gas without God's power.**

Today's story is about a young man whose body ran out of "fuel." He died, but Jesus' love and power brought joy to his mother. Our memory verse is "I will turn their mourning into gladness; I will give them comfort and joy instead of sorrow" (Jeremiah 31:13). Today's message is:



JESUS GIVES HIS LOVE AND GRACE FREELY.

Say that with me.

B. God's Love

Write this sentence where it can be seen by everyone: "I show compassion when I ____." Say: **Does anyone know what compassion means? That's right. Compassion is feeling sorry for someone and wanting to help someone who is suffering in some way. So how do you show compassion? Think about that as you form groups of two. Then finish this sentence: "I show compassion when I ____." Tell each other your ending to the sentence. When we are done working in pairs, we will share our answers with the class.**

Debriefing

You did a really good job finishing that sentence! So how do you show compassion? (Allow time for responses.)

In our story today we'll see how Jesus was filled with compassion and love when He saw a funeral procession. Our memory verse is "I will turn their mourning into gladness; I will give them comfort and joy instead of sorrow" (Jeremiah 31:13). Today's message is:



JESUS GIVES HIS LOVE AND GRACE FREELY.

Say that with me.

Prayer and Praise



Fellowship

Report the students' joys and sorrows (pleased and troubled) as reported to you at the door (as appropriate). Allow time for sharing from last week's lesson study and review last week's memory verse. Acknowledge any birthdays, special events, or achievements. Give a special warm greeting to all visitors.



Suggested Songs

- "Amigos de Cristo" (*Sing For Joy*, no. 69)
- "More About Jesus" (*Sing for Joy*, no. 38)
- "Wonderful, Wonderful" (*Sing for Joy*, no. 39)
- "He's Able" (*Sing for Joy*, no. 40)
- "O, How I Love Jesus" (*Sing for Joy*, no. 114)



Mission

Share a story from *Children's Mission*.



Offering

Continue collecting the offering in a gift box.

You Need:
• gift box



Prayer

Thank God for His gift to us—Jesus—and for Jesus' love so freely given to us. Thank Him that we can tell others of His love.

2

Bible Lesson

You Need:

- large basket or box

Experiencing the Story

Characters: several “pallbearers”

Have several children acting as pallbearers carry a large, long basket to the front of the room.

Say: **Every time in the story I say something sad, I want you to wipe your eyes as if you are crying. Then every time I say something happy in the story, I want you to wave your hands in the air.**

Read or tell the story.

Walking along the dusty road, Jesus and His friends talked and laughed together. Nain lay before them, and the road was rough and rocky in places as it led to the little mountain village. Along the way, Jesus had been telling the people the good news of God’s love for them. And He had been healing the sick that were brought His way.

Nearing Nain, the happy group stopped, silenced by a sad sight leaving the city gate. As the procession came closer, Jesus and His friends were told that a widow woman had lost her only son. Jesus looked at the heartbroken mother. He knew that she was so sad that her son had died. He also knew that since her husband was dead, her son had been the only one who would take care of his mother. But now she would probably be left penniless and homeless.

Walking over to her, Jesus gently said, “Don’t cry.” Then He turned toward the open coffin holding her son. The men carrying the coffin stopped when

Jesus put His hand on it. Everyone waited expectantly to see what Jesus would do.

Looking at the still body, Jesus said, “Young man, I tell you, get up!” The strong voice of Jesus silenced the crying crowd. And suddenly the widow’s son sat up and began to talk!

“Here is your son!” Jesus said to the amazed mother. The woman and her son hugged each other tightly, while the sad tears of a few minutes earlier were changed to tears of joy!

Those who saw what happened were amazed and began to praise God. And the news of Jesus breaking up a funeral traveled far and wide! People had never heard of such a thing. But those who were there saw it happen and were quick to tell others.

This was the first time that Jesus while on earth brought a dead person back to life. Jesus has the same kind of love for us that He showed to the widow and her son. She didn’t ask for help from Jesus. Jesus saw her tears and her hurting heart. His love for her and concern for her suffering caused Him to perform a miracle of life. Jesus turned her sorrow into joy.

Jesus can turn our sorrow into joy too. He loves every one of us and wants us to be happy. And He will turn many sorrows into joy when He comes again. At that time He will bring many from the grave who gave their hearts to Him before they died. What a day of joy that will be! Mothers, fathers, boys, and girls will be together again to live with Jesus forever!

Debriefing

Allow response time as you ask: **In our story today, did the widow ask**

Jesus for help? Why did Jesus help her? Allow response time. **That's right, because He loves to help people and to give them gifts.**

Why does Jesus help us? (Because He loves us and wants us to have happy lives.)

Have any of you ever seen someone brought back to life?

When will we see Jesus' power bring people back to life? Why will He do that? Remember our message ...



JESUS GIVES HIS LOVE AND GRACE FREELY.

Memory Verse

Repeat the memory verse several times using the following actions.

I will turn	Point upward.
their mourning	Make sad face and rub eyes as if crying.
into gladness;	Smile.
I will	Point upward.
give them	Point to others.
comfort	Wrap arms around self as if hugging.
and joy	Reach above head and smile.
instead of sorrow.	Make sad face and rub eyes as if crying.
Jeremiah 31:13	Palms together, then open.

Bible Study

Say: **The Bible tells about other times when Jesus restored someone to life. Let's find out about two of these times. As you read the two texts think about what happened. How did Jesus turn sorrow into joy? Be ready to tell about it.**

Ask for volunteers to read the texts below. Have adults assist as needed.

Matthew 9:18, 19, 23-25 (the ruler's daughter)

John 11:38-44 (Lazarus)

Debriefing

Allow response time as you ask:

Who was raised to life?

How do you think their families felt?

Who only has the power to bring life back? I'm so glad that He is all powerful, aren't you?

When will Jesus bring people back to life again? (When He comes again, He will resurrect those who have died believing in Him.) **Will sorrows be turned into joy then?**

Jesus gives us His love today just as He gave it to people in Bible times. He wants to save us and turn our sorrows into joy.

Let's say our message again:



JESUS GIVES HIS LOVE AND GRACE FREELY.

You Need:

- Bibles

3

Applying the Lesson

Scenarios

Say: Please answer the questions as I read each scenario. Use the following scenarios or others more appropriate to your situation.

1. Amita's parents are getting a divorce. You see her in school and know that she is sad. What can you do to help Amita's sorrow? What can God do?

2. Aman's dad lost his job. He's looking for another one, but jobs are hard to find. Meanwhile, the family has to be careful with money so Aman can't join you on a trip to the fair. What can you do to help Aman's sorrow? What can God do?

3. Bjorn's grandfather died a few

days ago. Bjorn is in Sabbath School today. What can you do to help Bjorn's sorrow? What can God do?

Debriefing

Allow response time as you ask: **Did Jesus feel the widow's pain?** (yes)

Do you feel others' pain when they are hurting or sad or lonely? Is it easy or hard to do that?

How can you help bring joy to others' sorrow? When you do that, you are showing empathy. Empathy means knowing how someone else feels.

Jesus has empathy for us. Because He loves us, He cares when we are sad. He wants to turn our sorrows into joy.

Let's say our message together again:



JESUS GIVES HIS LOVE AND GRACE FREELY.

4

Sharing the Lesson

Tombstone

Use the tombstone pattern (see page 151) to make a copy for each child on gray paper, or on white paper and have them color it gray.

Say: **Let's make a tombstone to remind us of this lesson about the widow of Nain's son! What do you think our tombstones should say?** (Raised from the dead by Jesus; waiting to see Him again, etc.)

Write the memory verse where all may see and have the children copy the verse on the back of the tombstone, then color the letters on the front and cut out the tombstone.

Debriefing

Allow response time as you ask:
What does the tombstone say on the front? (God's Riches at Christ's Expense)
What does that mean? (That God gives us many blessings; God gives eternal life because Jesus died for us; Jesus paid the price for our sins; God's grace gives us what we don't deserve; Jesus' expense was dying on the cross so we wouldn't have to, etc.)

Because of God's great love for us, He wants to bring us joy instead of sorrow, just as Jesus did for the widow of Nain.

God's grace means we don't deserve it, we can't earn it or buy it, but God gives it free to everyone who loves and accepts Him as their Savior. Do you love Him? Do you want others to know about His love and grace?

Sometime this week, share your tombstone with someone you think is sad. Tell them about the widow of Nain and her son. Be sure to tell them that Jesus wants to turn their sorrow into joy too.

Let's say our message together one last time:



JESUS GIVES HIS LOVE AND GRACE FREELY.

Closing

Say a short prayer, such as: **Thank You, God, for giving Your love and grace to us so freely. We know You feel our sorrows and care about us. We love You. Amen.**

You Need:

- gray or white paper
- tombstone pattern (see p. 151)
- gray crayons (optional)
- scissors
- memory verse

From Sorrow to Joy

References

Luke 7:11-17; *The Desire of Ages*, pp. 318-320

Memory Verse

"I will turn their mourning into gladness; I will give them comfort and joy instead of sorrow" (Jeremiah 31:13, NIV).

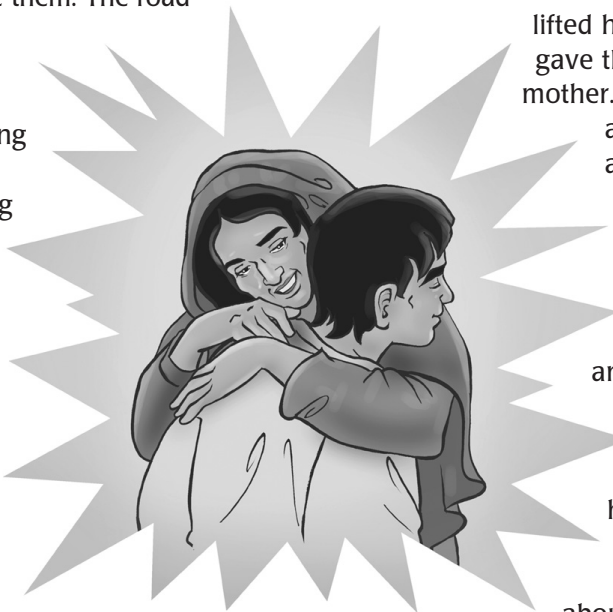
The Message

Jesus gives His love and grace freely.

Tyla was at the store and saw some candy on the counter. She took it without paying for it because she thought it was free. Her dad saw what had happened and asked her to do the right thing and pay for the candy. We'd all like something good for free. Well, did you know that Jesus gives us His love and grace free? And those are better than candy!

Jesus and His friends talked and laughed together as they walked along a dusty road. The little mountain village of Nain lay before them. The road was rough and rocky in places as it led up to the village. Along the way, Jesus had been telling people about God's love for them. And He had been healing the sick that were brought His way.

Nearing Nain, the happy group were met by a sad sight leaving the city gate. As the procession came closer, Jesus and His friends learned that a widow woman had lost her only son. Jesus looked at the heartbroken mother. He felt her sadness and sorrow as she wept for her son. He knew that she had lost her husband to death some-time before. Her son had been the only one to take care of his mother. But now she had no one. She would probably be left penniless and homeless.



The woman walked on, weeping, and did not notice Jesus. He came close to her and spoke gently. "Don't cry," He said. Then He turned to the open coffin carrying her son. The men carrying the coffin stopped when Jesus put His hand on it. Everyone waited to see what would happen next.

Jesus' friends gathered around. Those in the funeral procession stood quietly nearby. *What would Jesus do?* they probably wondered.

Jesus looked at the still body. Then He said, "Young man, I tell you, get up!" Suddenly the widow's son sat up and began to talk!

Jesus took him by the hand and lifted him up. Then He gave the son to his mother. The woman prob-

ably gave her son a big hug. And her sad tears were changed to tears of joy!

Those who watched were amazed! They began to praise God saying, "A great prophet has risen among us."

The news about Jesus breaking up a funeral traveled far and wide! People had never heard of such a thing. (This was the first time that Jesus while on earth brought someone back to life.) But those who were there and saw it happen were quick to tell others.

Jesus has the same love for us that He showed the widow and her son. She didn't ask for help from Jesus. Jesus saw her tears and her sorrow. His love for her and concern for her suffering caused Him

to perform this miracle. Truly, Jesus turned her sorrow into joy.

Jesus can turn our sorrow into joy too. He loves every one of us and wants us to be happy. And He will turn many sorrows into joy when He comes again. At that time He will bring those from the grave who gave their hearts to Him before they died. What a day of joy that will be! Mothers, fathers, boys, and girls will be together again to live with Jesus forever!

Daily Activities

Sabbath

- If possible, go with your family after lunch to a cemetery and look at the tombstones. Which is oldest? Which is the most recent? Find a quiet place nearby and read your lesson story together. Ask: What will the cemetery be like when Jesus comes?
- Use the motions you learned in Sabbath School to teach the memory verse to your family.

Sunday

- Share the tombstone you made in Sabbath School with someone who is sad or lonely or hurting. (If you didn't make one, draw a tombstone and write your memory verse on it.) Tell them about the widow of Nain and her son.
- Draw a tombstone and write these words on it, one under the other: **God's Riches at Christ's Expense**. (Make the first letter of each word dark.) What word do the first letters spell? What does that mean? (God's grace gives us what we don't deserve; Jesus died in our place to save us, so we could have eternal life, etc.)

Monday

- During worship today, read Luke 7:11, 12. Who was walking with Jesus? Who was walking with the widow? What did you learn about the boy? Why was a son important to a woman in Jesus' time?
- Sing songs about Jesus' death and resurrection. Why did Jesus die? Why did He come back to life? Where is He now? Thank Him for dying for you and your family.

Tuesday

- With your family, read Luke 7:13. How did Jesus feel when He saw the crying woman? What did Jesus say to the widow? How do you feel when someone else is sad?
- Do something kind for someone who is sad or

needs your help. (Write a note, make a phone call, take some food, share your memory verse.) Tell your family about it during worship.

- Thank Jesus that you can help others.

Wednesday

- Read Luke 7:14, 15 for worship today. What did Jesus do? What did He say? What happened?
- Ask the adults in your family to tell about praying for you. What did they say? What happened? Ask them about a time God did not heal someone they prayed for. Did they keep loving and trusting God? Why?
- Sing about God's love for your family, then thank Him for it.

Thursday

- During worship today, read Luke 7:16, 17. How did the people feel when they saw Jesus give the son to his mother? What did they say? What did they do? Who will you tell about Jesus?
- Ask each family member to write an ending to this sentence: "God's love is as big as _____." Put the sentences together on one paper. Ask an adult to help you write a note to go with it. Then send the paper to the family of someone who died or to someone who is sick. Pray for that person during worship.

Friday

- If possible, read for family worship *The Desire of Ages*, pages 318, 319 (chapter 32, paragraphs 10-15). Then act out the story together. Who will be the widow? her son? Jesus?
- The Bible says that Jesus' heart went out to the widow. What does that mean? When does Jesus' heart go out to you?
- Sing some praise songs together. Then thank Jesus for feeling for us when we hurt and when we're happy. Ask each person to tell Jesus about one of those times.